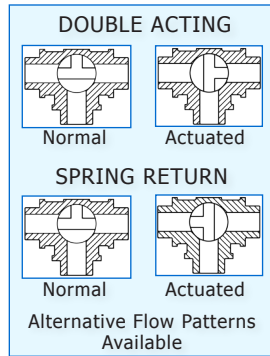
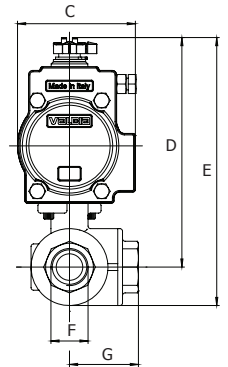
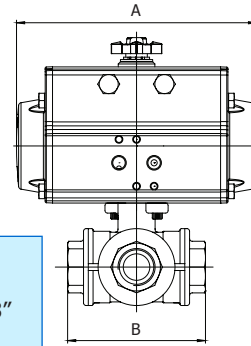


**8P0129 (T)** - 355N Direct Mount, 3-way Brass Std, "T" Port Ball Valve with "DA" Pneumatic Actuator

**8P0131 (T)** - 355N Direct Mount, 3-way Brass Std, "T" Port Ball Valve with "SR" Pneumatic Actuator



**Pressure Ratings**  
400PSI WOG - 1/4" to 3"



**8P0129 (T)** 355N "T" Port Ball Valve with **DOUBLE ACTING** Actuator

Size	A	B	C	D	E	F	G	Act DA	Wt Lbs
1/4"	4.33	2.64	1.77	3.76	4.43	0.39	1.32	32	2.4
3/8"	4.33	2.64	1.77	3.76	4.43	0.43	1.32	32	2.3
1/2"	4.33	2.87	1.77	3.76	4.43	0.43	1.44	32	2.4
3/4"	4.33	3.19	1.77	3.85	4.62	0.59	1.60	32	2.6
1"	5.55	3.74	2.80	5.63	6.58	0.79	1.87	52	5.1
1-1/4"	5.55	4.39	2.80	5.85	7.03	0.98	2.20	52	6.6
1-1/2"	5.55	4.86	2.80	6.34	7.76	1.26	2.43	52	8.5
2"	6.46	5.73	3.17	7.35	9.04	1.57	2.87	63	12.5
2-1/2"	6.46	6.93	3.17	7.80	10.00	1.95	3.47	63	19.7
3"	6.46	7.08	3.17	7.80	10.02	1.95	3.54	63	22.9

DIMENSIONS (in)

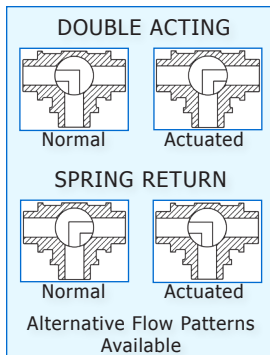
**8P0131 (T)** 355N "T" Port Ball Valve with **SPRING RETURN** Actuator

Size	A	B	C	D	E	F	G	Act SR	Wt Lbs
1/4"	5.55	2.64	2.80	5.20	5.87	0.39	1.32	52	4.0
3/8"	5.55	2.64	2.80	5.20	5.87	0.43	1.32	52	3.9
1/2"	5.55	2.87	2.80	5.20	5.87	0.43	1.44	52	4.0
3/4"	5.55	3.19	2.80	5.29	6.01	0.59	1.60	52	4.2
1"	5.55	3.74	2.80	5.63	6.57	0.79	1.87	52	5.4
1-1/4"	5.55	4.39	2.80	5.85	7.03	0.98	2.20	52	7.0
1-1/2"	6.46	4.86	3.17	6.79	8.21	1.26	2.43	63	10.1
2"	9.47	5.73	4.17	8.61	10.30	1.57	2.87	85	16.8
2-1/2"	9.47	6.93	4.17	9.06	11.25	1.95	3.47	85	25.8
3"	9.47	7.08	4.17	9.06	11.28	1.95	3.54	85	29.1

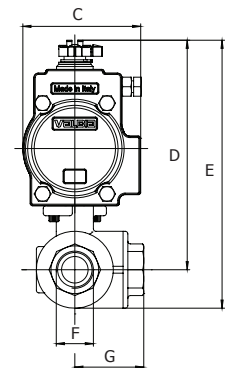
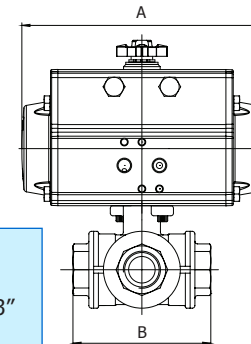
DIMENSIONS (in)

**8P0130 (L)** - 365N Direct Mount, 3-way Brass Std, "L" Port Ball Valve with "DA" Pneumatic Actuator

**8P0132 (L)** - 365N Direct Mount, 3-way Brass Std, "L" Port Ball Valve with "SR" Pneumatic Actuator



**Pressure Ratings**  
400PSI WOG - 1/4" to 3"



**8P0130 (L)** 365N "L" Port Ball Valve with **DOUBLE ACTING** Actuator

Size	A	B	C	D	E	F	G	Act DA	Wt Lbs
1/4"	4.33	2.64	1.77	3.76	4.43	0.39	1.32	32	2.4
3/8"	4.33	2.64	1.77	3.76	4.43	0.43	1.32	32	2.3
1/2"	4.33	2.87	1.77	3.76	4.43	0.43	1.44	32	2.4
3/4"	4.33	3.19	1.77	3.85	4.62	0.59	1.60	32	2.6
1"	5.55	3.74	2.80	5.63	6.58	0.79	1.87	52	5.1
1-1/4"	5.55	4.39	2.80	5.85	7.03	0.98	2.20	52	6.6
1-1/2"	5.55	4.86	2.80	6.34	7.76	1.26	2.43	52	8.5
2"	6.46	5.73	3.17	7.35	9.04	1.57	2.87	63	12.5
2-1/2"	6.46	6.93	3.17	7.80	10.00	1.95	3.47	63	19.7
3"	6.46	7.08	3.17	7.80	10.02	1.95	3.54	63	22.9

DIMENSIONS (in)

**8P0132 (L)** 365N "L" Port Ball Valve with **SPRING RETURN** Actuator

Size	A	B	C	D	E	F	G	Act SR	Wt Lbs
1/4"	5.55	2.64	2.80	5.20	5.87	0.39	1.32	52	4.0
3/8"	5.55	2.64	2.80	5.20	5.87	0.43	1.32	52	3.9
1/2"	5.55	2.87	2.80	5.20	5.87	0.43	1.44	52	4.0
3/4"	5.55	3.19	2.80	5.29	6.01	0.59	1.60	52	4.2
1"	5.55	3.74	2.80	5.63	6.57	0.79	1.87	52	5.4
1-1/4"	5.55	4.39	2.80	5.85	7.03	0.98	2.20	52	7.0
1-1/2"	6.46	4.86	3.17	6.79	8.21	1.26	2.43	63	10.1
2"	9.47	5.73	4.17	8.61	10.30	1.57	2.87	85	16.8
2-1/2"	9.47	6.93	4.17	9.06	11.25	1.95	3.47	85	25.8
3"	9.47	7.08	4.17	9.06	11.28	1.95	3.54	85	29.1

DIMENSIONS (in)