

## SERIES 766000 STAINLESS STEEL - DIRECT MOUNT

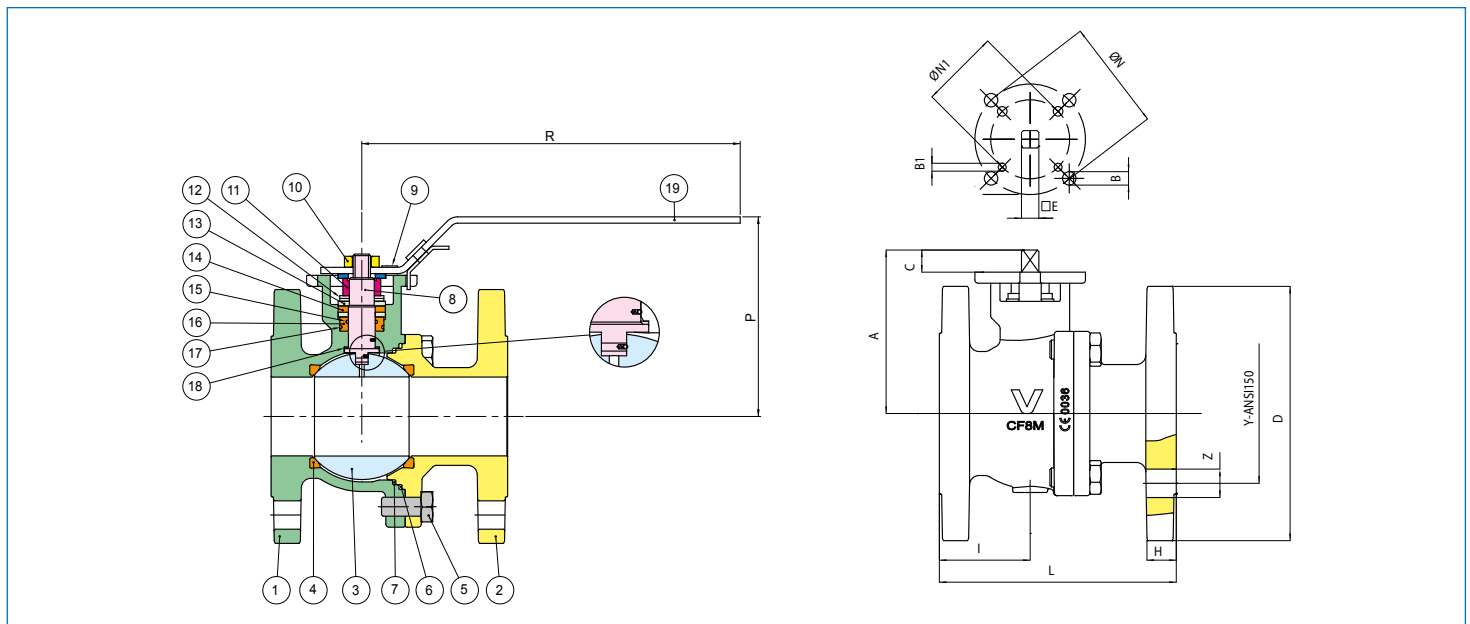


Stainless steel, ANSI class 150 flanged ends ball valve.

- Direct mount ISO 5211.
- Locking handle as standard.
- Full port, sizes 1" to 4".
- Temperature range -4° F to 366° F.
- Blow out proof stem, adjustable stem packing.
- P.T.F.E. seats, packing and thrust washer.
- FIRE SAFE certified to API 607 6th edition.
- 100% tested.
- ANSI B16.5, B16.10, B16.34. design.
- Antistatic device.

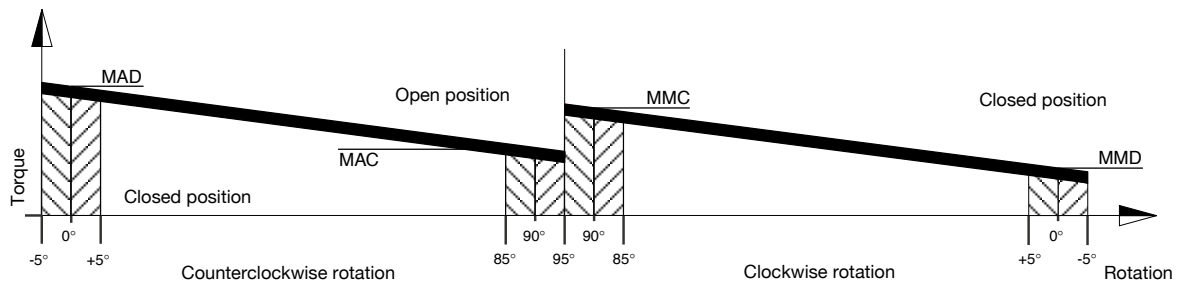
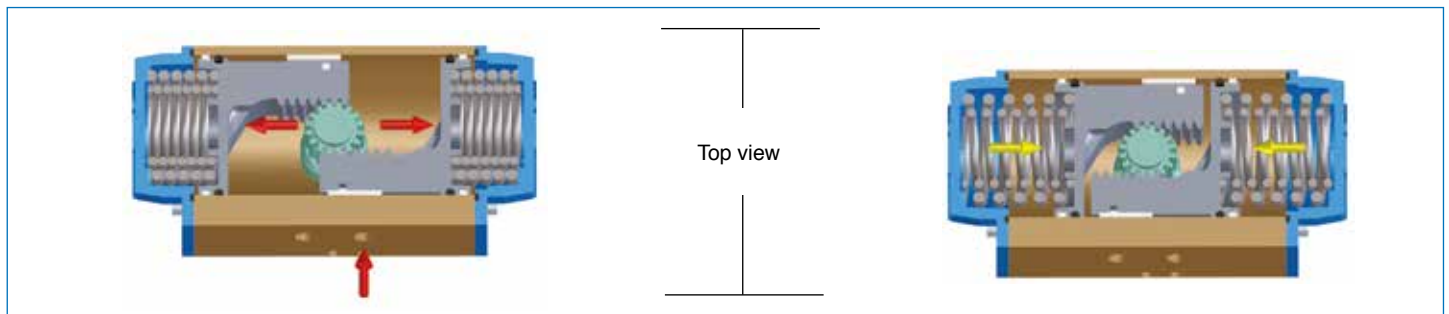


COMPLIES WITH NACE MR 0175/ISO 15156 AND NACE MR 0103.



N POS	PART NAME	MATERIAL	N PCS
1	BODY	A351-CF8M	1
2	END CONNECTION	A351-CF8M	1
3	BALL	A216-316 A351-CF8M	1
4	BALL SEAT	P.T.F.E.	2
5	SCREW	STAINLESS STEEL	4-8
6	BODY SEAL	GRAPHOIL	1
7	BODY SEAL	P.T.F.E.	1
8	STEM	A276-316	1
9	SCREW	STAINLESS STEEL	1
10	NUT	STAINLESS STEEL	1
11	NUT	STAINLESS STEEL	1
12	SPRING WASHER	STAINLESS STEEL	2
13	BUSH	A276-316	2
14	STEM SEAL	GRAPHOIL	1
15	O-RING	FKM (VITON®)	1
16	STEM SEAL	P.T.F.E.	1
17	O-RING	FKM (VITON®)	1
18	THRUST WASHER	P.T.F.E.	1
19	HANDLE	STAINLESS STEEL	1

SIZE	D	Y	Z	H	I	L	P	R	A	C	E	ØN	B	ØN1	B1	Cv	Lbs
1/2"	-	-	-	-	-	-	-	-	-	-	-	-	-	-	-	-	-
3/4"	-	-	-	-	-	-	-	-	-	-	-	-	-	-	-	-	-
1"	4.33	3.13	4xØ0.63	0.57	2.13	5.00	3.66	6.30	2.72	0.43	0.35	1.97-F05	0.28	-	-	50.00	8.38
1 1/2"	5.12	3.88	4xØ0.63	0.69	2.99	6.50	4.65	9.45	3.70	0.55	0.43	2.76-F07	0.33	1.97-F05	M6	267.44	15.43
2"	5.91	4.04	4xØ0.75	0.77	3.33	7.01	5.00	9.45	4.06	0.53	0.43	2.76-F07	0.33	1.97-F05	M6	308.14	21.16
3"	7.48	6.00	4xØ 0.75	0.94	3.66	7.99	6.38	12.60	5.41	0.69	0.55	4.02-F10	0.43	2.76-F07	M10	1.015.12	39.45
4"	9.06	7.50	8xØ0.75	0.94	3.92	9.02	6.97	14.96	6.04	0.75	0.67	4.02-F10	0.43	2.76-F07	M10	1.616.28	53.56



With reference to the above diagram the torque of a spring return actuator is not constant but decreasing. This is due to the action of the springs that when compressed during air actuation counteract the piston movement and accumulate energy which will be available in a decreasing way during the rotation inversion. The torque given by the actuator is defined by four fundamental values.

- Opening rotation
- MAD = Actuator torque with unfolded springs
- MAC = Actuator torque with compressed springs.
- Closing rotation
- MMC = Torque with compressed springs.
- MMD = Torque with unfolded springs

The users can decide on which model to choose according their own specific requirements, using the following guidelines:

1. Define the maximum torque of the valve to automate.
2. To obtain a safety factor increase the torque value chosen by 25% - 50% (subject to the type of valve and working conditions).
3. Once the torque value suggested is obtained consult the torque chart and in relation to the corresponding air pressure find the torque value exact to or exceeding the one obtained, taking account of the lower value between the MMD and MAC values.
4. Once the torque value is determined move horizontally to the column "model" to find the actuator model required.

VALID FROM MOD. 52 TO MOD. 140 \*

SPRING SETTING

SET STANDARD 05

SET	EXTERNAL SPRING	INTERNAL SPRING
01	1	1
02	2	-
03	1	2
04	2	1
05	2	2

VALID FROM MOD. 160 TO MOD. 200

SPRING SETTING

SET STANDARD 06

SET	EXTERNAL SPRING	CENTRAL SPRING	INTERNAL SPRING
01	-	2	-
02	2	-	-
03	1	2	-
04	2	-	2
05	2	2	-
06	2	2	2

VALID FROM MOD. 230 TO MOD. 330

SPRING SETTING

PRETENSIONED SPRING

SET	N° OF SPRINGS FOR EACH SIDE	
01	2/3	
02	3/3	
03	3/4	
04	4/4	
05	4/5	
06	5/5	
07	5/6	
08	6/6	

MOD.230  
MOD.270 e 330

\* Valid also for stainless steel actuator from mod. 52 to mod. 100.

# TORQUE OUTPUT SR ACTUATORS

MOD.	SET	SPRING TORQUE (in-Lbs)		AIR SUPPLY PRESSURE (psi)																
				40		50		60		70		80		90		100		115		
				TORQUE OUTPUT SPRING RETURN ACTUATORS (in-Lbs)																
0° MMD	90° MMC	0° MAD	90° MAC	0° MAD	90° MAC	0° MAD	90° MAC	0° MAD	90° MAC	0° MAD	90° MAC	0° MAD	90° MAC	0° MAD	90° MAC	0° MAD	90° MAC	0° MAD	90° MAC	
SR52 *	1	32	44	48	23	72	47	95	70	108	77									
	2	42	59			61	31	84	54	108	77									
	3	46	66					80	47	104	70	127	94	150	117					
	4	57	82					70	31	93	55	116	78	140	101	163	125			
	5	72	105							78	32	101	55	125	78	148	102	183	137	
SR63 *	1	44	85	92	38	134	80	176	122											
	2	58	109			120	56	162	98	204	140									
	3	71	128					149	79	191	121	233	162	275	204					
	4	85	152					136	54	177	96	219	138	261	180	303	222			
	5	111	196							151	53	193	95	235	136	276	178	339	241	
SR75 *	1	89	172	168	63	244	138	319	214											
	2	118	226			215	85	291	160	366	235									
	3	133	249					275	137	351	212	426	288	502	363					
	4	162	303					247	83	322	158	398	234	473	309	549	385			
	5	205	380							279	81	354	157	430	232	505	308	618	421	
SR85 *	1	143	242	238	109	349	219	460	330											
	2	176	298			316	163	427	274	537	384									
	3	215	361					387	211	498	322	609	432	720	543					
	4	248	417					354	155	465	265	576	376	687	487	797	633			
	5	321	536							392	146	503	257	614	368	725	478	891	645	
SR100 *	1	218	395	384	154	556	326	728	499											
	2	288	521			485	199	658	372	830	544									
	3	318	564					628	329	801	502	973	674	1146	847					
	4	389	691					558	203	730	375	903	548	1075	720	1248	893			
	5	489	860							630	206	802	378	975	551	1147	723	1406	982	
SR115	1	363	658	650	270	935	555	1220	840											
	2	449	835			848	378	1133	663	1419	949									
	3	538	957					1044	541	1329	827	1615	1112	1900	1397					
	4	625	1133					958	365	1243	650	1528	935	1813	1220	2098	1505			
	5	800	1432							1067	352	1352	637	1638	922	1923	1207	2350	1635	
SR125	1	470	877	850	328	1224	703	1599	1077											
	2	560	1040			1135	400	1400	840	2000	1883									
	3	718	1313					1351	640	1725	1015	2099	1389	2474	1763					
	4	808	1477					1261	477	1636	851	2010	1226	2384	1600	2758	1974			
	5	1055	1913							1388	415	1762	789	2136	1164	2511	1538	3072	2099	
SR140	1	726	1346	1240	508	1742	1010	2244	1512											
	2	815	1523			1642	821	2144	1323	2646	1825									
	3	1036	1958					1910	856	2412	1358	2914	1861	3408	2355					
	4	1134	2126					1810	668	2312	1170	2814	1672	3308	2166	3810	2668			
	5	1453	2728							1979	515	2481	1017	2975	1511	3477	2013	4233	2769	
SR160	1	735	1159	2036	1585	2741	2290													
	2	1053	1664			2405	1532	3085	2438											
	3	1266	1991			2184	1405	2863	2084	3552	2773									
	4	1637	2584					2465	1456	3153	2463	3859	2850							
	5	1788	2823							2985	1896	3691	2603	4405	3317					
	6	2372	3744								3080	1620	3795	2335	4474	3014	5528	4069		
SR180	1	903	1487	2540	1921	3239	2620													
	2	1416	2230			2691	1823	4089	3222											
	3	1611	2602			2487	1434	3885	2832	5275	4222									
	4	2319	3664					3133	1735	4523	3124	5222	3824							
	5	2319	3717							4523	3036	5222	3735	5921	4434					
	6	3222	5151									4266	2248	4965	2947	6364	4346	7762	5744	
SR200	1	1496	2222	3638	2895	4954	4211													
	2	2098	3124			4264	3211	5531	4477											
	3	2549	3788			3812	2556	5080	3823	6338	5081									
	4	2992	4620					4549	2885	5807	4144	7132	5468							
	5	3593	5346							5196	3418	6521	4742	7837	6058					
	6	4487	6842									5539	3150	6854	4465	8122	5732	10066	7677	
SR230	1	3443	5895	4124	1522	5682	3080	8789	6187											
	2	4124	7072			4956	1823	8063	4930											
	3	4815	8258					7328	3682	10444	6797									
	4	5505	9435					6603	2425	9718	5541	11276	7098							
	5	6196	10612					5868	1177	8984	4293	10541	5850	12090	7399					
	6	6877	11789							8258	3036	9815	4594	11364	6142	14480	9258	17586	12364	
SR270	1	4478	7001	8096	5530	11308	8742	14548	11982											
	2	5372	8399	7141	4061	10353	7273	13627	10513											
	3	6266	9798	5229	2592	9397	5804	12637	9044	15877	12284									
	4	7169	11196			8450	4344	11690	7583	14930	10823	18141	14036							
	5	8063	12595					10734	6114	13974	9354	17185	12566	20397	18478					
	6	8957	13993					9778	4645	13018	7885	16230	11097	19441	14308					
	7	9851	15400					8823	3216	12062	6416	15275	9628	18486	12839	21717	16071			
	8	10745	16799					7867	1707	11107	4947	14319	8159	17530	11370	20762	14602	25593	19434	
SR330	1	7824	12143	12046	7452	16117	11524	24260	19666											
	2	9382	14577	10382	4868	14453	8939	22596	17082											
	3	10948	17002	8718	2292	12789	6364	20932	14506	29075	22649									
	4	12515	19436			11134	3779	19277	11922	27420	20065	31491	24136							
	5	14082	21861					17613	9346	25756	17489	29827	21560	33898	25632					
	6	15639	24295					15949	6762	24092	14905	28163	18976	32234	23047					
	7	17206	26720					14294	4186	22437	12329	26508	16400	30579	20472	38713	28606			
	8	18772	29154							20773	9745	24844	13816	28915	17887	37049	26021	45192	34164	

\* Valid also for stainless steel actuator.



		WORKING TIME (SEC)															
TYPE	MODEL		32	52*	63*	75*	85*	100*	115	125	140	160	180	200	230	270	330
	ROT. 0°-90°	COUNTERCLOCKWISE ROTATION (DA)	CCW	0,03	0,07	0,11	0,18	0,36	0,38	0,60	0,80	1,13	1,43	1,99	3,08	4,15	6,16
CLOCKWISE ROTATION (DA)		CW	0,03	0,05	0,10	0,15	0,25	0,34	0,54	0,70	0,94	1,25	1,80	2,41	3,80	5,47	5,50
COUNTERCLOCKWISE ROTATION (SR)		CCW	-	0,07	0,13	0,32	0,32	0,54	0,92	1,20	1,64	2,27	3,08	3,58	6,20	8,97	6,40
CLOCKWISE ROTATION (SR)		CW	-	0,07	0,13	0,22	0,30	0,48	0,75	0,94	1,25	1,60	2,38	2,80	5,40	6,62	7,40
ROT. 0°-180°	COUNTERCLOCKWISE ROTATION (DA)	CCW	-	0,08	0,14	0,34	0,42	0,64	1,11	1,87	2,95	3,03	-	-	-	-	-
	CLOCKWISE ROTATION (DA)	CW	-	0,06	0,12	0,25	0,39	0,62	1,08	1,13	2,03	2,29	-	-	-	-	-

\* Approximative times obtained at the pressure of 90 PSI without valve.

		WEIGHT CHART (Lbs)															
TYPE	MODEL	32	52	63	75	85	100	115	125	140	160	180	200	230	270	330	
	DA 90°		1,08	2,47	3,66	6,13	8,60	12,13	19,51	23,81	35,94	47,96	63,95	81,59	128,99	182,29	370,44
SR 90°		/	2,87	4,34	7,47	10,58	15,44	25,25	31,05	48,07	65,05	87,98	121,28	156,56	221,10	460,85	
DA 180°		/	3,75	5,51	9,26	13,19	18,81	30,10	38,26	55,11	68,78	/	/	/	/	/	

		STAINLESS STEEL ACTUATOR WEIGHT CHART (Lbs)				
TYPE	MODEL	52	63	75	85	100
	DA 90°		4,98	6,90	10,94	16,54
SR 90°		5,38	7,59	12,28	18,41	25,86

		ACTUATOR AIR CONSUMPTION CHART															
		Litres: 1 Litre = 1000 cm3															
TYPE	MODEL	32	52*	63*	75*	85*	100*	115	125	140	160	180	200	230	270	330	
	ROT. 0°-90°	COUNTERCLOCKWISE ROTATION (DA/SR)	CCW	2,44	6,1	11,6	21,96	31,12	48,2	78,72	99,47	137,91	220,3	282,54	347,83	651,73	915,35
CLOCKWISE ROTATION (DA)		CW	1,83	7,93	14,04	26,85	39,06	61,02	104,35	134,86	192,83	306,33	402,75	643,8	918,4	1086,22	2697,25
ROT. 0°-180°	COUNTERCLOCKWISE ROTATION (DA)	CCW	/	10,37	20,13	36,61	54,92	83,6	130	176,96	299	329,52	/	/	/	/	/
	CLOCKWISE ROTATION (DA)	CW	/	9,76	17,7	34,17	50,65	80,55	137,3	183	238	385,67	/	/	/	/	/

To obtain the air consumption in NI/min multiply the value in the chart for the correct parameters. That is to say for the supplied absolute pressure and the number of strokes in a minute.

\* Suitable also for stainless steel actuator.

