



JOB NAME:	CONTRACTOR:
JOB LOCATION:	APPROVAL:
ENGINEER:	CONTRACTOR P.O.:
APPROVAL:	REPRESENTATIVE:

8E0126-00*

700LL 2-WAY STAINLESS STEEL, FNPT THREADED BALL VALVE WITH VALBIA ELECTRIC ACTUATOR AND BRACKET

SIZES 1/4" TO 2"

*001 12V AC/DC	*002 24V AC/DC	*003 100-240V AC
01 BATTERY BACKUP	*02* POSITIONER	*04* BATTERY BACKUP W POSITIONER

SPECIFICATIONS

The 8E0126 series features the Bonomi 700LL full port, CF8M stainless steel body, with 15% glass reinforced seats, multiple stem packing, and a drilled and tapped rear mounting pad. A thermal relief hole in the stem slot is standard. The 700LL series is also NACE MR 0175 compliant.

The Valbia VB series actuator housing is made from a high impact resistant techno polymer, and standardly features dual motors, two extra limit switches, a heater & thermostat, a torque limiter, dual ISO patterns, female star drive, position indicator, PG11 connections, and a 75% duty cycle motor. The actuator is also NEMA 4,4X rated. Options include positioning boards, battery backups, or a combination of the two.

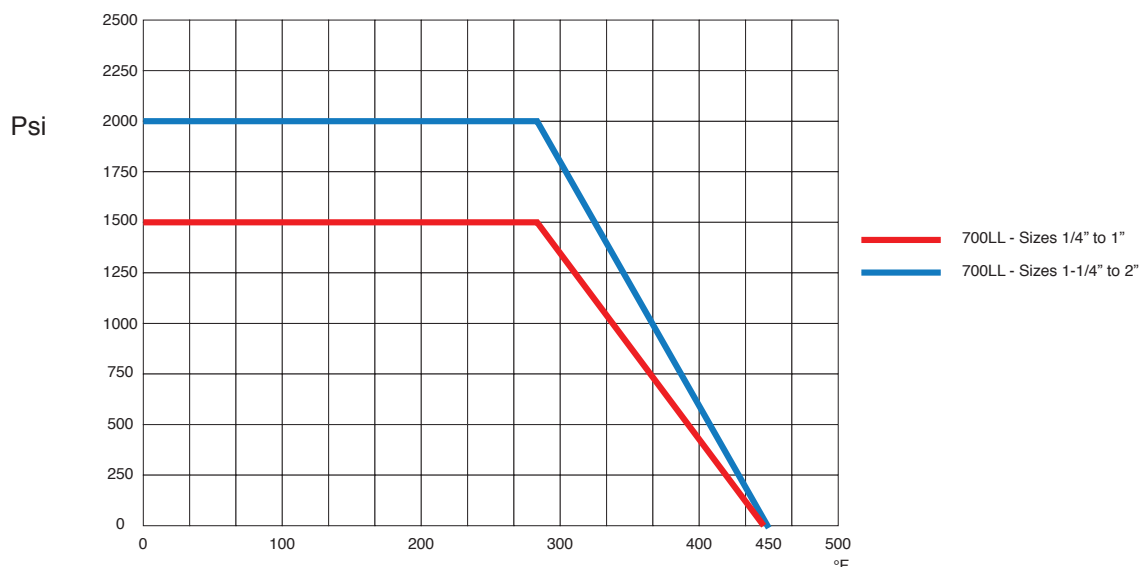
ACTUATOR FEATURES

- NEMA 4, 4X Housing
- 12V/24V AC/DC and 100-240V AC Models Available
- ISO 5211 dual patterns
- VB015 -12/24V AC - 50% Duty Cycle
- VB030-VB110 - 12/24V DC and 100-240V AC - 75% Duty Cycle
- High-Strength, Impact Resistant IP67 Technopolymer Housing
- Temperature Range -4°F to 131°F
- PG11 Electrical Connection/Optional 1/2" Conduit

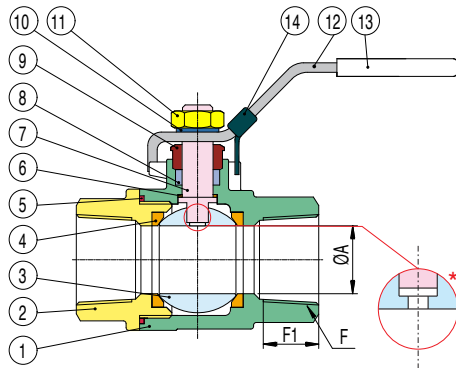
VALVE FEATURES

- 2-piece CF8M body
- Full port, sizes 1/4" to 2"
- Self adjusting stem packing
- Blow out proof stem design
- 100% air tested under water at 80 psi
- Pressure rating 1/4" to 1" 2000 psi
- 1-1/4" to 2" 1000 psi - 150 psi steam
- Temperature range -4°F to 450°F
- Mounting pad for actuator
- Thermal relief hole in stem slot

PRESSURE - TEMPERATURE CHART FOR SERIES 700LL



BILL OF MATERIALS FOR 700LL

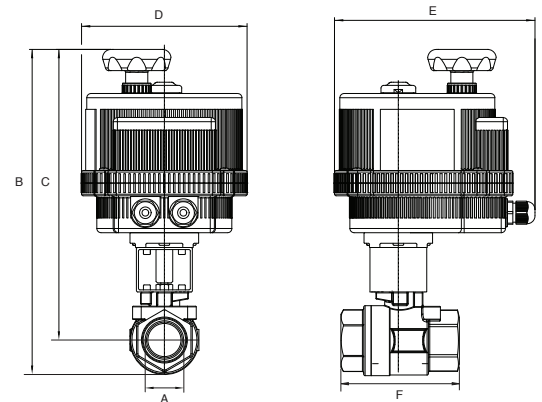


* THERMAL RELIEF HOLE IN THE STEM SLOT.

N POS	PART NAME	MATERIAL	N PCS
1	BODY	CF8M	1
2	END CAP	CF8M	1
3	BALL	SS 316	1
4	SEAT	R.P.T.F.E.	2
5	JOIN GASKET	P.T.F.E.	2
6	THRUST WASHER	P.T.F.E.	1
7	STEM	SS 316	1
8	V RING PACKING	P.T.F.E.	1
9	GLAND BUSH	SS 304	1
10	STEM WASHER	SS 304	1
11	STEM NUT	SS 304	1
12	HANDLE	SS 304	1
13	HANDLE SLEEVE	VINYL	1
14	LOCKING DEVICE	SS 304	1

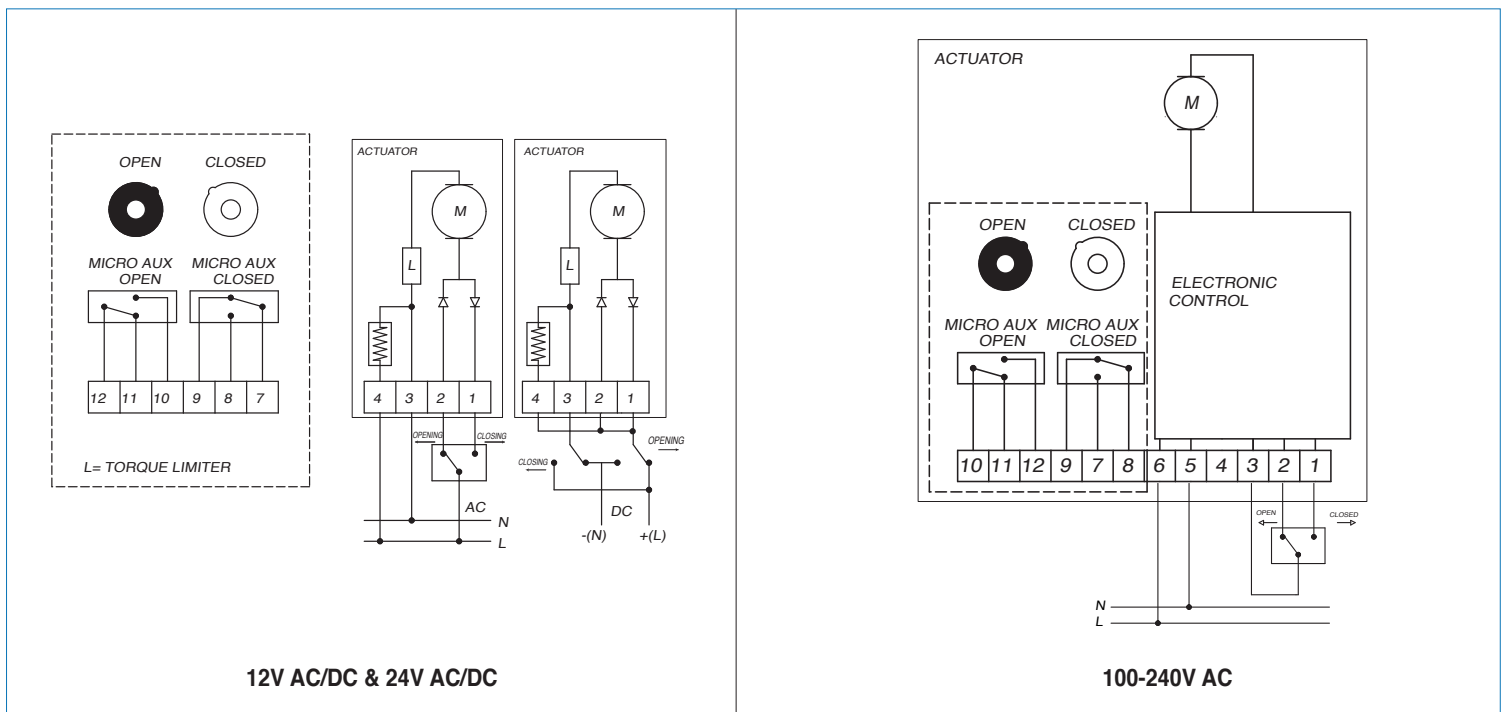
DIMENSIONS

Size	1/4"	3/8"	1/2"	3/4"	1"	1-1/4"	1-1/2"	2"
A	0.45	0.49	.059	0.78	0.98	1.25	1.49	1.96
B	11.38	11.38	12.26	12.59	13.91	16.15	16.84	18.69
C	9.03	9.03	9.43	9.58	11.18	14.47	12.78	14.20
D	4.84	4.84	4.84	4.84	6.18	6.18	6.18	7.28
E	6.41	6.41	6.41	6.41	7.50	7.50	7.50	8.43
F	1.96	1.96	2.36	2.51	2.79	3.07	3.38	3.74
Act.	VB015	VB015	VB015	VB015	VB030	VB030	VB030	VB060



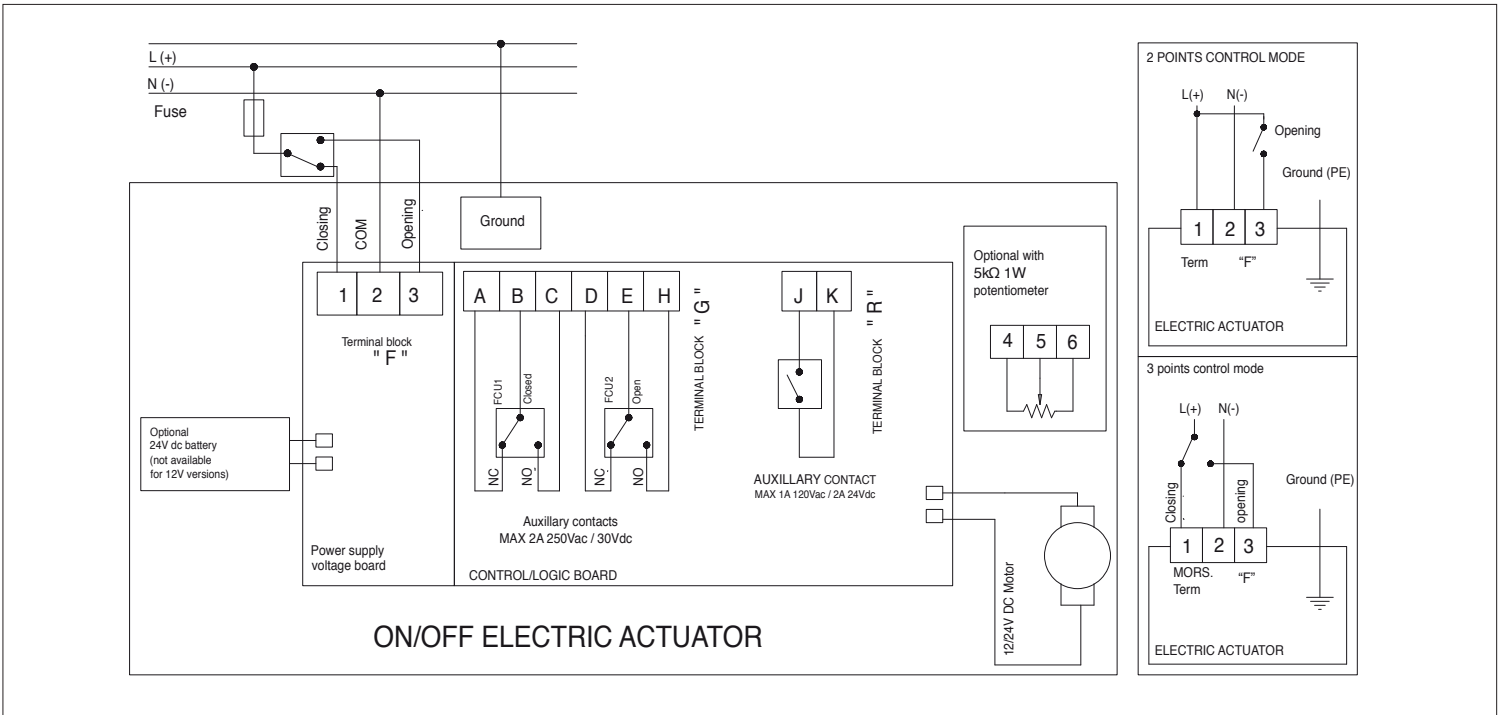
ON/OFF WIRING DIAGRAM - VB015

12V AC/DC, 24V AC/DC & 100-240VAC



ON/OFF WIRING DIAGRAM - VB030 -VB060

12V AC/DC, 24V AC/DC & 100-240VAC



POSITIONER WIRING DIAGRAM - VB030 -VB060

12V AC/DC, 24V AC/DC & 100-240VAC

