



JOB NAME:	CONTRACTOR:
JOB LOCATION:	APPROVAL:
ENGINEER:	CONTRACTOR P.O.:
APPROVAL:	REPRESENTATIVE:

8E064LF-00 *

**250NLF DIRECT MOUNT, 2-WAY LEAD-FREE BRASS, FULL PORT BALL VALVE W ELECTRIC ACTUATOR
SIZES 1/2" TO 2"**

*001 12V AC/DC	*002 24V AC/DC	*003 100-240V AC
01 BATTERY BACKUP	*02* POSITIONER	*04* BATTERY BACKUP W POSITIONER

SPECIFICATIONS

The 8E064LF Series is a light industrial package featuring a NEMA 4,4X VB series electric actuator directly coupled to a low torque, 600 psi, full port 250NLF lead-free ball valve. This series package can be installed either vertically, or horizontally due to the light weight of the actuator and direct mounting to the ball valve.

This lead free ball valve with its double O-ring, self-temperature adjustment sealing allows high-cycle life and zero stem packing adjustment is required. The valve is also approved under the NSF standard 61/372 for potable water use. The VB actuator also features a 75% duty cycle, U.L. certified motor, with two additional limit switches, a heater and thermostat, all contained in a Technopolymer housing

ACTUATOR FEATURES

- NEMA 4, 4X Housing
- 12V/24V AC/DC and 100-240V AC Models Available
- ISO 5211, F03/F05 base with 11mm female drive
- VB015 -12/24V AC - 50% Duty Cycle
- VB030 - 12/24V DC and 100-240V AC - 75% Duty Cycle
- High-Strength, Impact Resistant IP67 Technopolymer Housing
- Temperature Range -4°F to 131°F
- PG11 Electrical Connection/Optional
- 1/2" Conduit

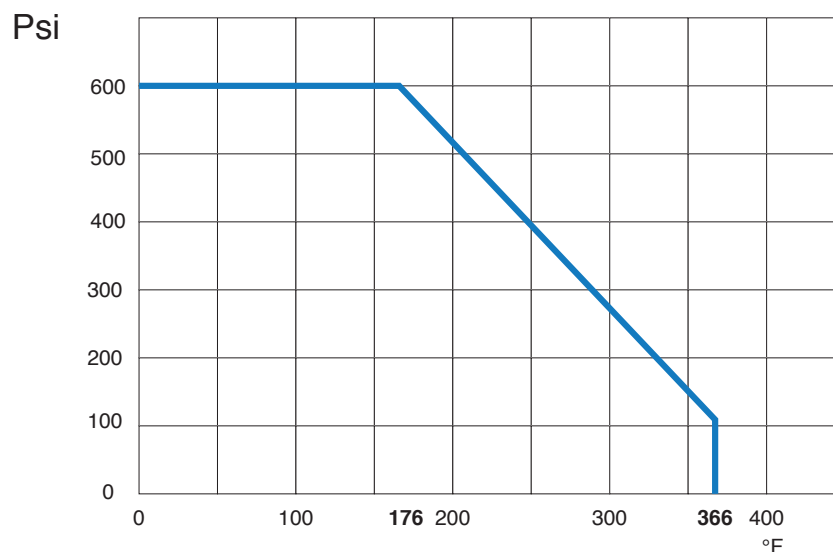
VALVE FEATURES

- Lead-Free Brass
- Full Port, Sizes 1/2" to 2"
- ISO 5211 pad and square stem
- Pressure rating to 600 WOG
- Temperature range -4°F to 366°F
- Low torque design with back up O-ring seats
- Double O-ring stem seal design for extended cycle life
- 100% electronically tested in the open and closed position@80 Psi
- NSF 61/372

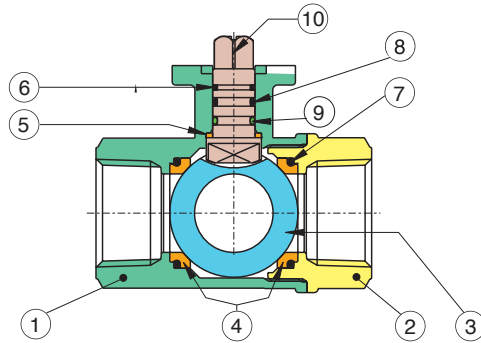


LEAD FREE
NSF/ANSI
61/372

PRESSURE - TEMPERATURE CHART FOR SERIES 250N



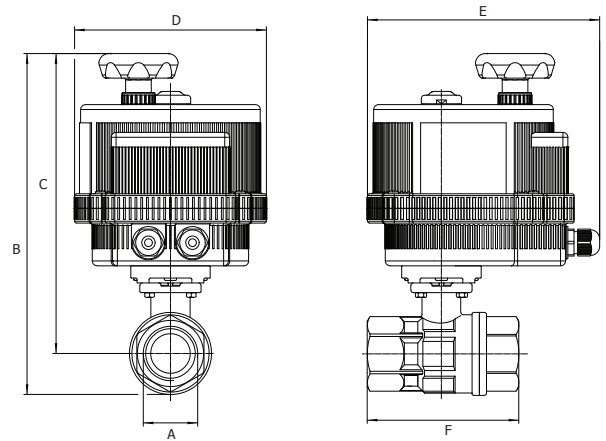
BILL OF MATERIALS FOR 250NLF



N POS	PART NAME	MATERIAL	N PCS
1	BODY	LF BRASS C28500	1
2	END CONNECTION	LF BRASS C28500	1
3	BALL	LF BRASS C28500	1
4	BALL SEAT	P.T.F.E.	2
5	THRUST WASHER	P.T.F.E.	1
6	STEM SEAL	P.T.F.E.	1
7	O-RING	FKM (Viton®)	2
8	O-RING	EPDM	1
9	O-RING	FKM (Viton®)	1
10	STEM	LF BRASS C28500	1

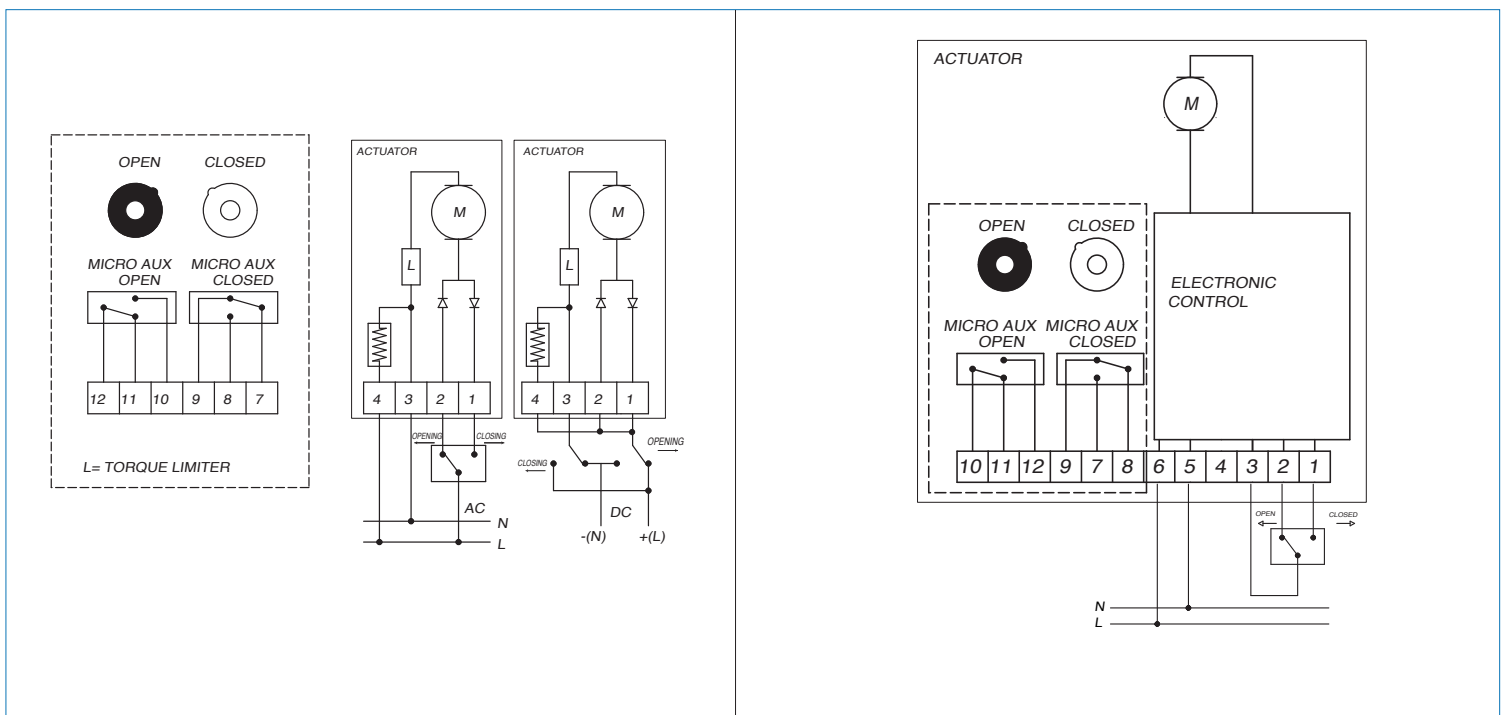
DIMENSIONS

Size	A	B	C	D	E	F	ACT.
1/2"	.500	7.51	6.85	4.84	6.41	2.64	VB015
3/4"	.750	7.72	6.93	4.84	6.41	3.00	VB015
1"	1.00	8.33	7.36	4.84	6.41	3.35	VB015
1-1/4"	1.25	8.63	7.50	4.84	6.41	3.66	VB015
1-1/2"	1.50	11.3	9.92	6.18	7.50	4.15	VB030
2"	2.00	12.0	10.2	6.18	7.50	4.80	VB030



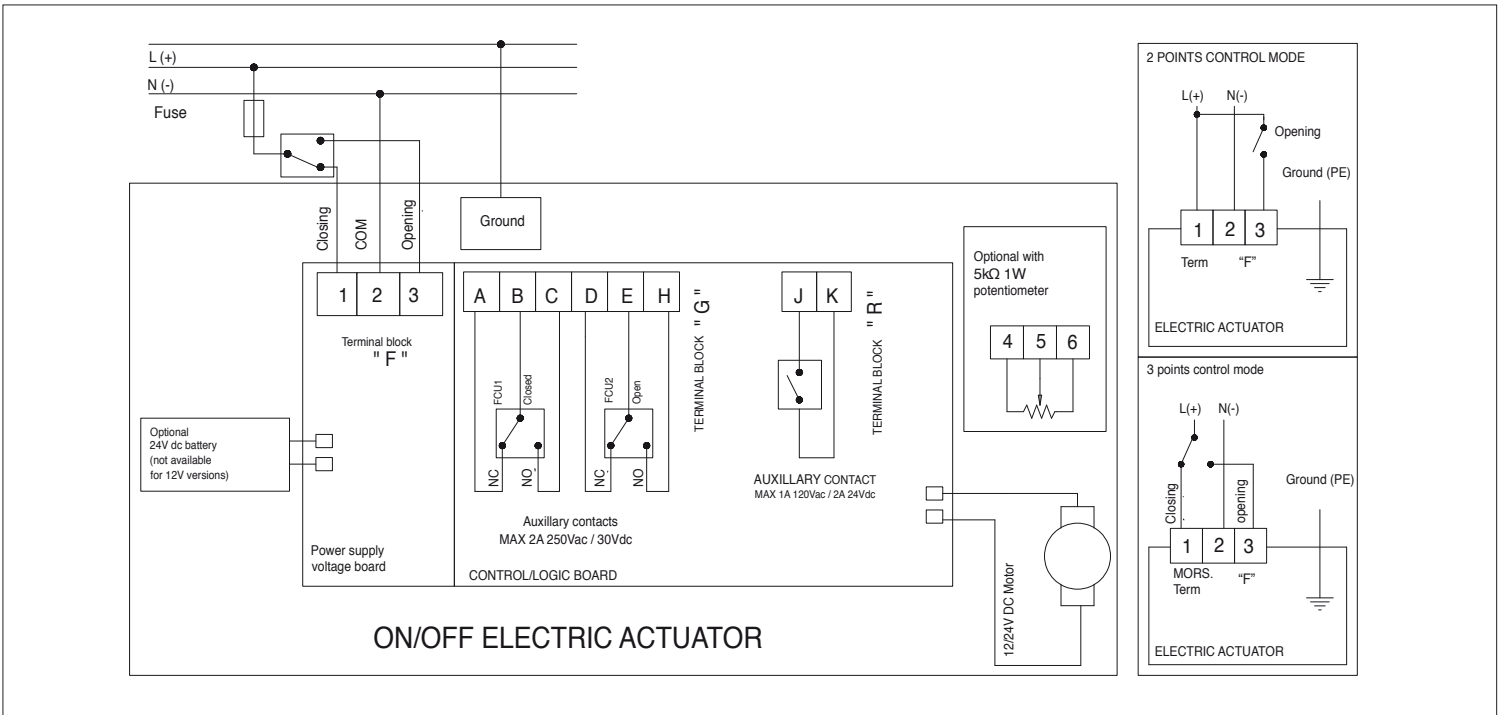
ON/OFF WIRING DIAGRAM - VB015

12V AC/DC, 24V AC/DC & 100-240VAC



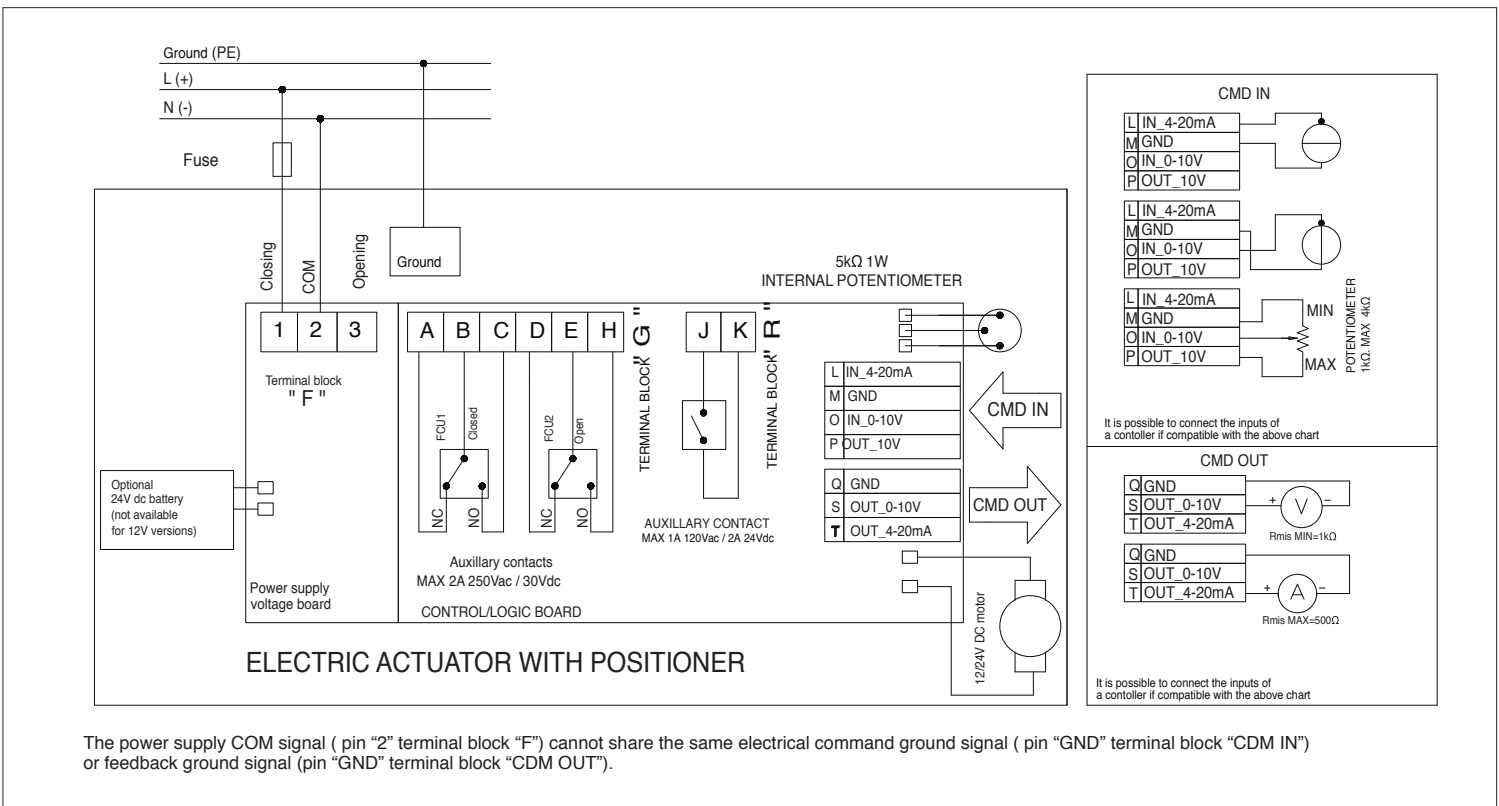
ON/OFF WIRING DIAGRAM - VB030

12V AC/DC, 24V AC/DC & 100-240VAC



POSITIONER WIRING DIAGRAM - VB030

12V AC/DC, 24V AC/DC & 100-240VAC



The power supply COM signal (pin "2" terminal block "F") cannot share the same electrical command ground signal (pin "GND" terminal block "CDM IN") or feedback ground signal (pin "GND" terminal block "CDM OUT").