



JOB NAME:	CONTRACTOR:
JOB LOCATION:	APPROVAL:
ENGINEER:	CONTRACTOR P.O.:
APPROVAL:	REPRESENTATIVE:

8E065-00 *

355N DIRECT MOUNT, 3-WAY STAINLESS STEEL, "T" PORT BALL VALVE W/ELECTRIC ACTUATOR
SIZES 1/4" TO 3"

8E066-00 *

365N DIRECT MOUNT, 3-WAY STAINLESS STEEL, "L" PORT BALL VALVE W/ELECTRIC ACTUATOR
SIZES 1/4" TO 3"

*001 12V AC/DC	*002 24V AC/DC	*003 100-240V AC
01 BATTERY BACKUP	*02* POSITIONER	*04* BATTERY BACKUP W POSITIONER

SPECIFICATIONS

The 8E065 3-way T port and 8E066 L port brass ball valves using the light weight VB series techno polymer electric actuator offer the best in durability for commercial and light industrial applications. The 8E065 series 3-way T port with its four-seated design can allow straight through flow, diversion, and complete shut-off capability. The 8E066 L port is also four seated, allowing one to utilize any port as an entry.

The 8E065 series T port with its four-seated design can allow straight through flow, diversion, and complete shut-off capability. The 8E066 L port is also four seated, allowing one to utilize any port as an entry.

The VB electric actuator features a NEMA 4, 4X housing, two extra limit switches, a heater and thermostat, torque limiter, special manual override, and a 75% duty cycle motor. PG11 connections are standard, with optional 1/2" conduit

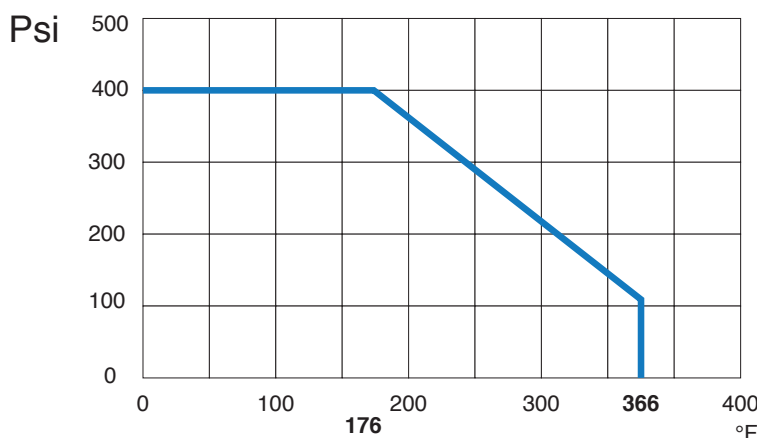
ACTUATOR FEATURES

- NEMA 4, 4X Housing
- 12V/24V AC/DC and 100-240V AC Models Available
- ISO 5211, F03/F05 base with 11mm female drive
- VB015 -12/24V AC - 50% Duty Cycle
- VB030-VB060 - 12/24V DC and 100-240V AC - 75% Duty Cycle
- High-Strength, Impact Resistant IP67 Technopolymer Housing
- Temperature Range -4°F to 131°F
- PG11 Electrical Connection/Optional
- 1/2" Conduit

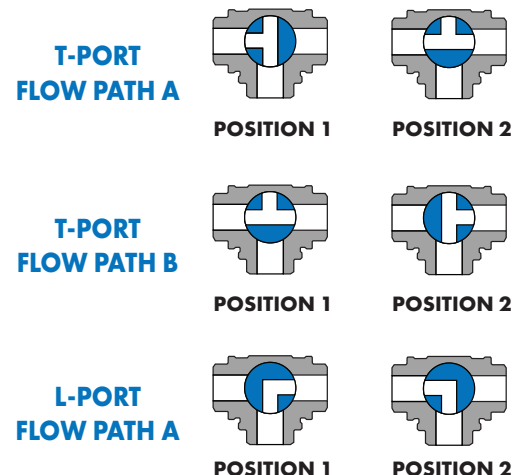
VALVE FEATURES

- Brass
- Full Port, Sizes 1/4" to 3"
- ISO 5211 pad and square stem
- Pressure rating to 400 WOG
- Temperature range -4°F to 366°F
- Four (4) seat design for sealing between pressured ports
- Blow-out proof stem, chrome plated brass ball
- Low torque design with back up o-ring seats
- Double o-ring stem seal design for extended cycle life
- 100% electronically tested in the open and closed position@80 Psi

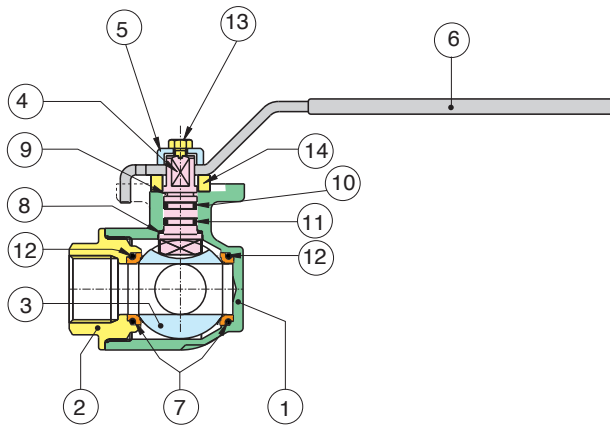
PRESSURE - TEMPERATURE CHART FOR SERIES 355N & 365N



FLOW PATH VARIATIONS



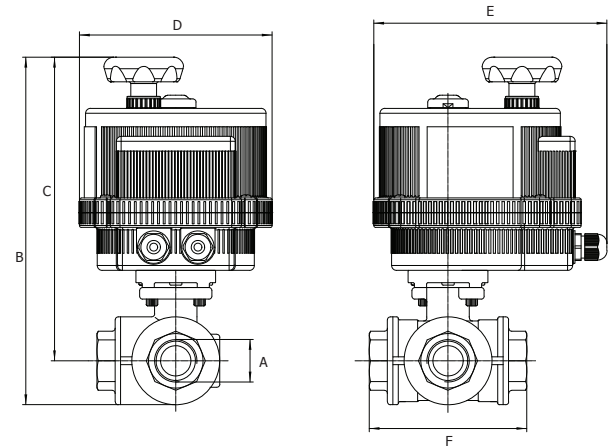
BILL OF MATERIALS FOR 355N & 365N



N POS	PART NAME	MATERIAL	N PCS
1	BODY	BRASS C38000	1
2	END CONNECTION	BRASS C38000	3
3	BALL	BRASS C38000	1
4	STEM	BRASS C3800	1
5	BUSH	BRASS C3800	1
6	HANDLE	Fe DD 11 UNI EN 10111	1
7	BALL SEAT	P.T.F.E.	4
8	THRUST WASHER	P.T.F.E.	1
9	THRUST WASHER	P.T.F.E.	1
10	O-RING	EPDM	1
11	O-RING	FKM (VITON®)	1
12	O-RING BODY	FKM (VITON®)	4
13	SCREW	STEEL CL 8.8	1
14	WASHER	NYLON (PA6)	1

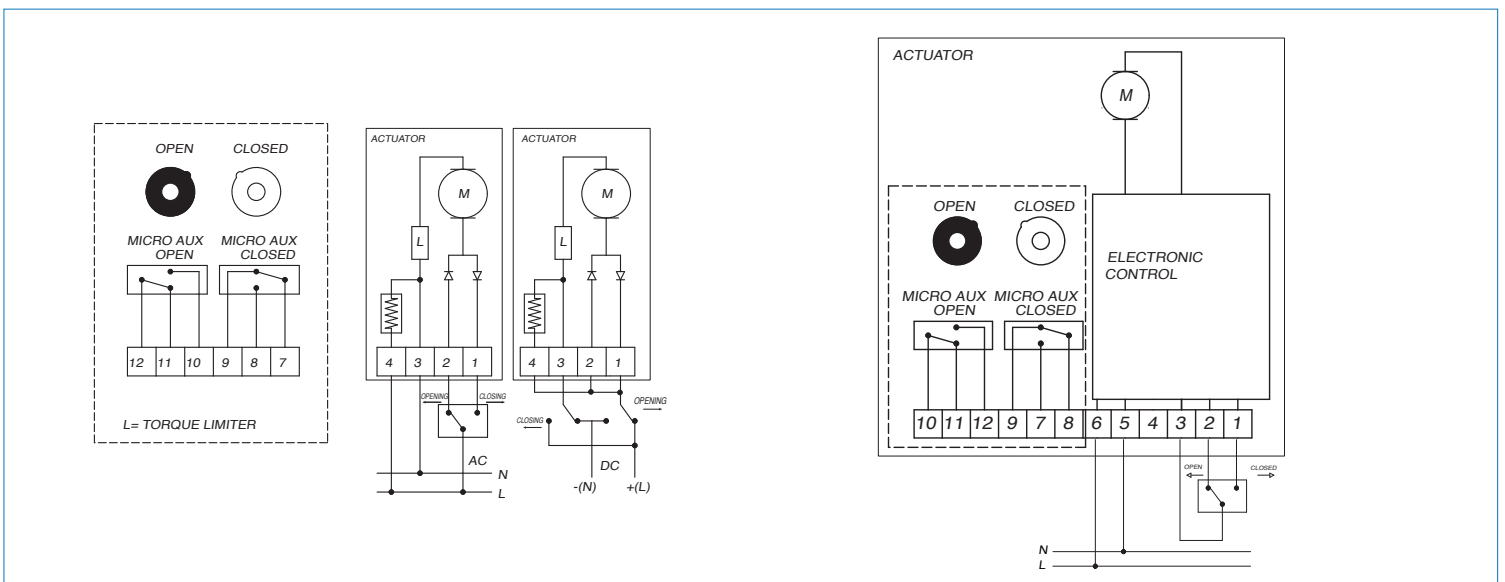
DIMENSIONS

Size	A	B	C	D	E	F	ACT.
1/4"	0.39	7.44	6.77	4.84	6.41	2.64	VB015
3/8"	0.43	7.44	6.77	4.84	6.41	2.64	VB015
1/2"	0.43	7.44	6.77	4.84	6.41	2.87	VB015
3/4"	0.59	7.63	6.86	4.84	6.41	3.19	VB015
1"	0.79	9.98	9.03	6.18	7.50	3.74	VB030
1-1/4"	0.98	10.40	9.25	6.18	7.50	4.39	VB030
1-1/2"	1.26	11.1	9.74	6.18	7.50	4.86	VB030
2"	1.57	13.0	11.3	7.28	8.43	5.73	VB060
2-1/2"	1.95	13.3	11.9	7.28	8.43	6.93	VB060
3"	1.95	13.3	11.9	7.28	8.43	7.08	VB060



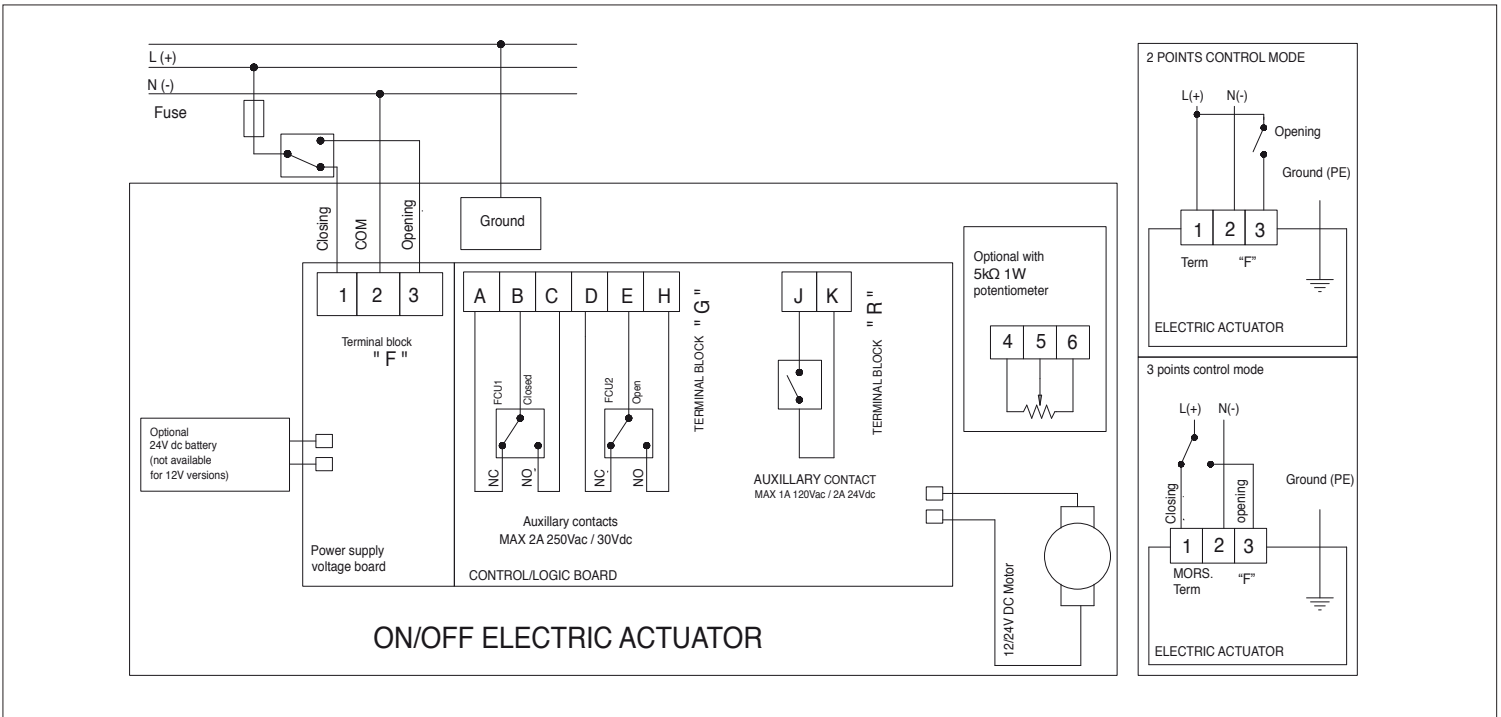
ON/OFF WIRING DIAGRAM - VB015

12V AC/DC, 24V AC/DC & 100-240VAC



ON/OFF WIRING DIAGRAM - VB030 -VB 110

12V AC/DC, 24V AC/DC & 100-240VAC



POSITIONER WIRING DIAGRAM - VB030 -VB 110

12V AC/DC, 24V AC/DC & 100-240VAC

