



JOB NAME:	CONTRACTOR:
JOB LOCATION:	APPROVAL:
ENGINEER:	CONTRACTOR P.O.:
APPROVAL:	REPRESENTATIVE:

8E0770-00 *

770 DIRECT MOUNT, 2-WAY 3-PC STAINLESS STEEL, FULL PORT, SANITARY CONNECTION, NON-CAVITY FILLED BALL VALVE W ELECTRIC ACTUATOR

SIZES 1/2" TO 4"

8E0771-00 *

771 DIRECT MOUNT, 2-WAY 3-PC STAINLESS STEEL, FULL PORT, SANITARY CONNECTION, CAVITY FILLED BALL VALVE W ELECTRIC ACTUATOR

SIZES 1/2" TO 4"

*001 12V AC/DC	*002 24V AC/DC	*003 100-240V AC
01 BATTERY BACKUP	*02* POSITIONER	*04* BATTERY BACKUP W POSITIONER

SPECIFICATIONS

The Bonomi 8E0770 and 8E0771 series electric actuated packages feature the 770[non-cavity filled] and the 771[cavity filled] three-piece full port stainless steel ball valves with sanitary connections. Both valve series are ISO 5211 direct mount, and come with a grounded ball and stem, and a Ra 15 finish.

The Valbia electric VB series actuator fits directly over the 770/771 series square stem and ISO 5211 pad. The actuator also is standardly furnished with dual voltages, two extra limit switches, torque limiter, extended manual override, 75% duty cycle motor, in a IP 67, NEMA 4, 4X techno polymer housing.

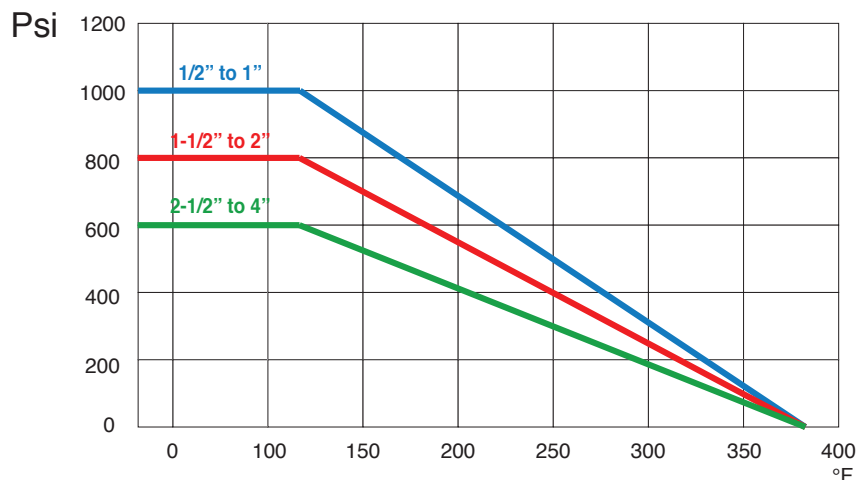
ACTUATOR FEATURES

- NEMA 4, 4X IP67 Housing
- 12V/24V AC/DC and 100-240V AC Models Available
- ISO 5211 dual patterns
- VB015 -12/24V AC - 50% Duty Cycle
- VB030-VB110 - 12/24V DC and 100-240V AC - 75% Duty Cycle
- High-Strength, Impact Resistant IP67 Technopolymer Housing
- Heater & Thermostat
- Torque Limiter
- Temperature Range -4°F to 131°F
- PG11 Electrical Connection/Optional 1/2" Conduit

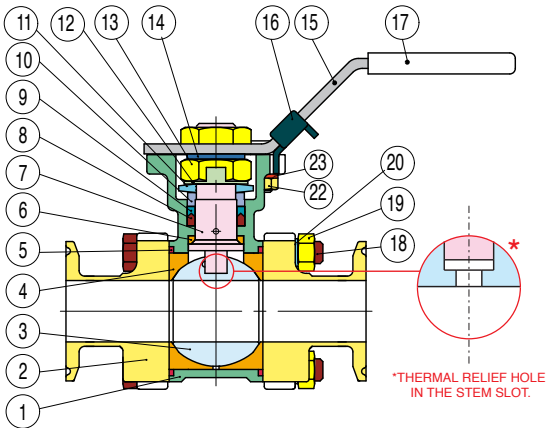
VALVE FEATURES

- Stainless Steel, 3 Piece Direct Mount
- Full port, sizes 1/2" to 4"
- 770 - Non-Cavity Filled
- 771 - Cavity Filled
- ISO 5211 mounting pad with double "D" stem
- Temperature range -20°F to 450°F
- Working pressure 1000 psi WOG (1/2" to 1")
800 psi WOG (1-1/2" to 2")
600 psi WOG (2-1/2" to 4")
- Blow-out proof stem
- Anti-static Device
- International polishing to Ra 15 micron
- Tri-clamp style end connections
- Ball valves comply with standards: ISO 5211, ANSI B16.11, MSS SP-25, MSS SP-55
- Maintenance free live loaded double sealing stem

PRESSURE - TEMPERATURE CHART FOR SERIES 770/771



BILL OF MATERIALS FOR 770/771

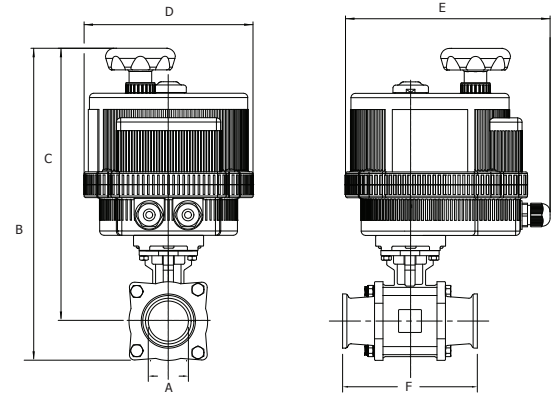


N POS	PART NAME	MATERIAL	N PCS
1	BODY	CF8M	1
2	END CONNECTION	CF8M	2
3	BALL	SS316L	1
4	SEATS	P.T.F.E.	2
5	JOINT GASKET	P.T.F.E.	2
6	STEM SEAL	R.P.T.F.E.	1
7	STEM	SS316L	1
8	GLAND PACKING	P.T.F.E.	2
9	GLAND PACKING	P.T.F.E. + GLASS	1
10	GLAND BUSH	SS304	1
11	BELLEVILLE WASHER	SS301	2
12	STOP WASHER	SS304	1

N POS	PART NAME	MATERIAL	N PCS
13	STEM NUT	SS304	2
14	STEM WASHER	SS304	1
15	HANDLE	SS304	1
16	LOCKING DEVICE	SS304	1
17	HANDLE SLEEVE	VINYL	1
18	BOLT	SS304	4
19	BOLT NUT	SS304	4
20	BOLT WASHER	SS304	4
21	STOP PIN	SS304	1
22	PIN NUT	SS304	1
23	WASHER	SS304	1

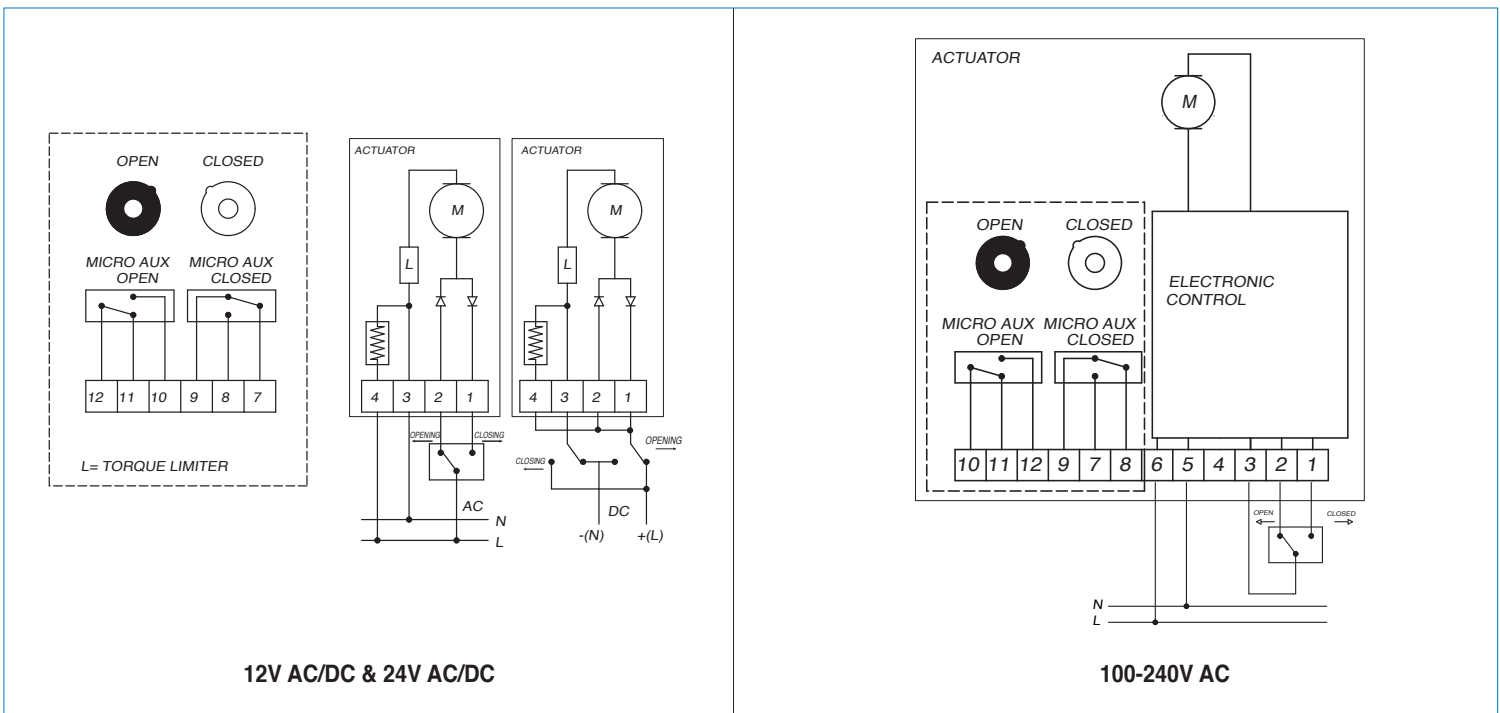
DIMENSIONS

Size	1/2"	3/4"	1"	1-1/2"	2"	2-1/2"	3"	4"
A	0.37	0.62	0.87	1.37	1.87	2.37	2.87	3.83
B	8.20	8.60	9.00	11.3	12.7	14.7	15.3	16.3
C	7.93	8.16	8.50	10.5	11.8	13.4	13.8	14.4
D	4.84	4.84	4.84	6.18	7.28	8.19	8.19	8.19
E	6.45	6.45	6.45	7.51	8.46	9.33	9.33	9.33
F	3.50	3.99	4.50	5.51	6.25	6.85	7.60	8.89
Act.	VB015	VB015	VB015	VB030	VB060	VB110	VB110	VB190



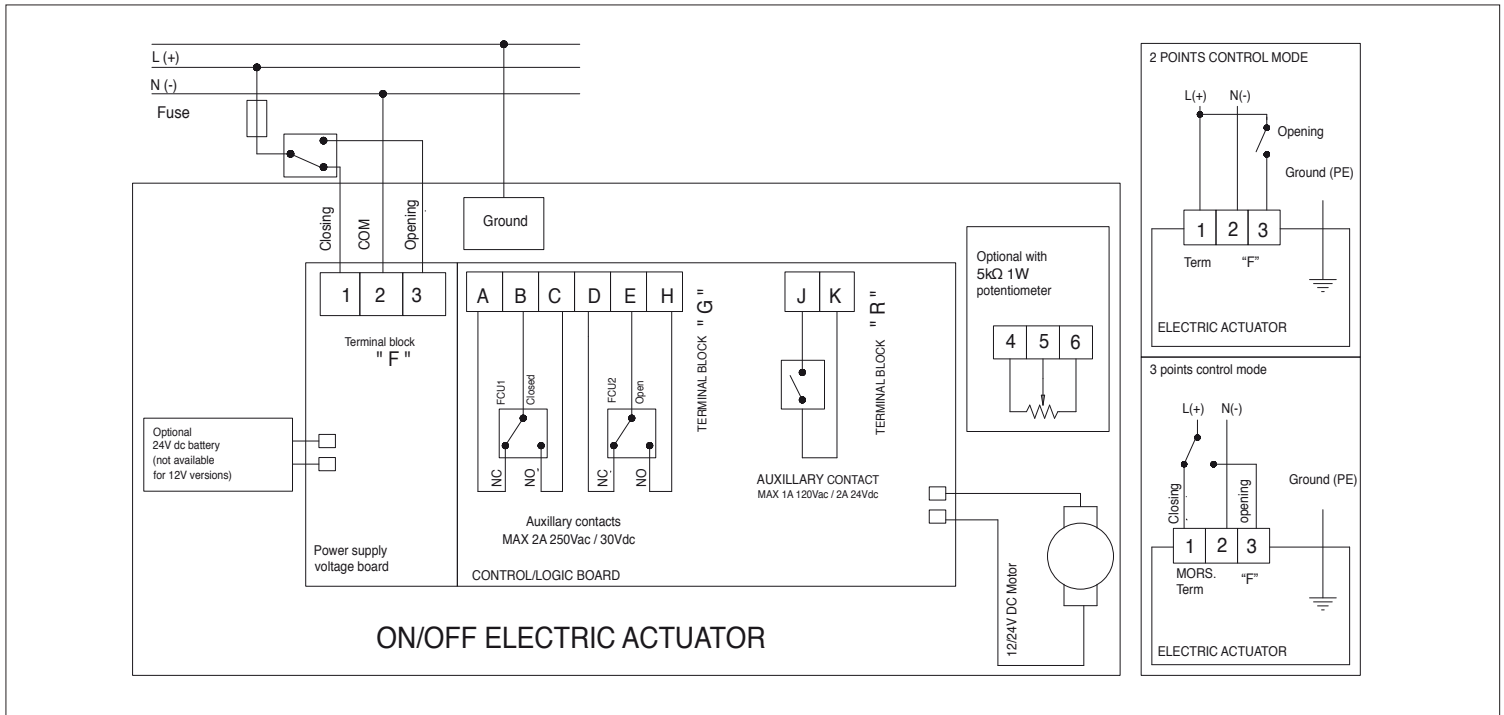
ON/OFF WIRING DIAGRAM - VB015

12V AC/DC, 24V AC/DC & 100-240VAC



ON/OFF WIRING DIAGRAM - VB030 -VB190

12V AC/DC, 24V AC/DC & 100-240VAC



POSITIONER WIRING DIAGRAM - VB030 -VB190

12V AC/DC, 24V AC/DC & 100-240VAC

