



JOB NAME:	CONTRACTOR:
JOB LOCATION:	APPROVAL:
ENGINEER:	CONTRACTOR P.O.:
APPROVAL:	REPRESENTATIVE:

8E085-00*

762000 2-WAY CARBON STEEL, ANSI 150 FLANGED, SPLIT BODY STYLE, FULL PORT BALL VALVE WITH VALBIA ELECTRIC ACTUATOR AND BRACKET

SIZES 1/2" TO 8"

*001 12V AC/DC	*002 24V AC/DC	*003 100-240V AC
01 BATTERY BACKUP	*02* POSITIONER	*04* BATTERY BACKUP W POSITIONER

SPECIFICATIONS

The 8E085 series electric actuator assembled package features the 762000 series Class 150, full port, carbon steel split body, ISO 5211 pad, double D stem, flanged ball valve. This valve is designed to ANSI 16.5, ANSI 16.10, and ANSI 16.34. It is also certified to API 607, 4th edition, API 6FA, and meets NACE MR 0175 and NACE MR 0103.

The Valbia VB series actuator housing is made from a high impact resistant techno polymer, and standardly features dual motors, two extra limit switches, a heater & thermostat, a torque limiter, dual ISO patterns, female star drive, position in-dicator, PG11 connections, and a 75% duty cycle motor. The actuator is also NEMA 4,4X rated. Op-tions include positioning boards, battery backups, or a combination of the two.

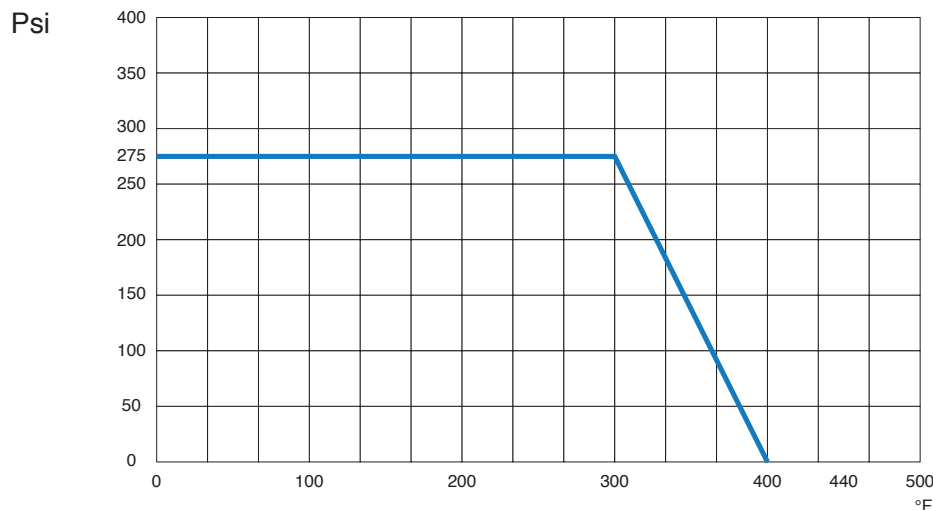
ACTUATOR FEATURES

- NEMA 4, 4X IP67 Housing
- 12V/24V AC/DC and 100-240V AC Models Available
- ISO 5211 dual patterns
- VB015 -12/24V AC - 50% Duty Cycle
- VB030-VB110 - 12/24V DC and 100-240V AC - 75% Duty Cycle
- High-Strength, Impact Resistant IP67 Technopolymer Housing
- Heater & Thermostat
- Torque Limiter
- Temperature Range -4°F to 131°F
- PG11 Electrical Connection/Optional 1/2" Conduit

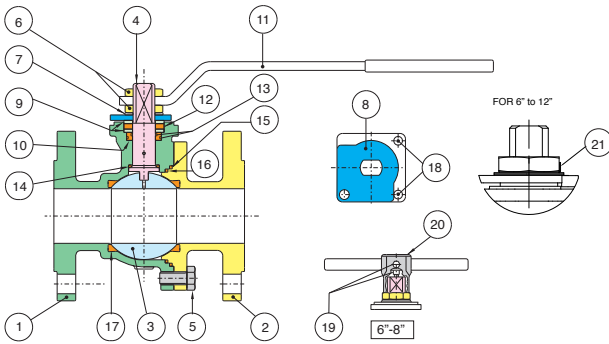
VALVE FEATURES

- Carbon Steel, ANSI class 150 flanged
- Full port, sizes 1/2" to 8"
- Temperature range -4°F to 400°F
- Blow-out proof stem, adjustable stem packing
- P.T.F.E. seats, packing and thrust washer
- 100% tested
- PED 97/23/CE
- ANSI B16.5, B16.10, B16.34 design
- Fire Safe API 6FA-API 607 4th edition
- Antistatic Device
- ISO 5211 mounting pad with double "D" stem

PRESSURE - TEMPERATURE CHART FOR SERIES 762000



BILL OF MATERIALS FOR 762000

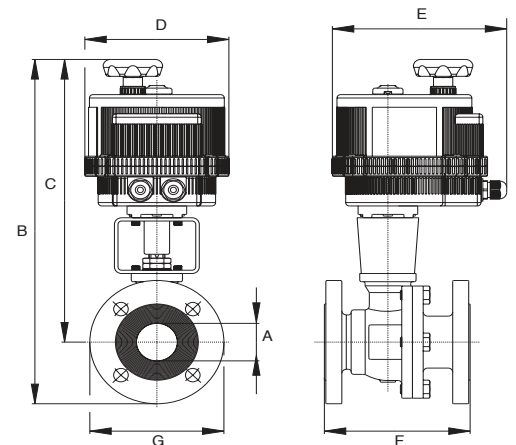


N POS	PART NAME	MATERIAL	N PCS
1	BODY	A216 WCB	1
2	END CONNECTION	A216 WCB	1
3	BALL	A479-304/A351 CF8M	1
4	STEM	A479-304	1
5	SCREW	STAINLESS STEEL	4-8-12
6	NUT	STAINLESS STEEL	1-2
7	SPRING WASHER	STEEL	2
8	TRAVEL STOP	STEEL	1
9	PACKING GLAND	STEEL	2
10	STEM SEAL	P.T.F.E.	1
11	HANDLE	STEEL	1

N POS	PART NAME	MATERIAL	N PCS
12	STEM SEAL	GRAPHOIL	1
13	O-RING	FKM (Viton®)	2
14	THRUST WASHER	P.T.F.E.	1
15	SEAL	GRAPHOIL	1
16	SEAL	P.T.F.E.	1
17	BALL SEATS	P.T.F.E.	2
18	SCREW	STEEL	2
19	SCREW	STEEL	2
20	BODY HANDLE	CAST IRON	1
21	UNSCREWING GROWER	A182-F316	1

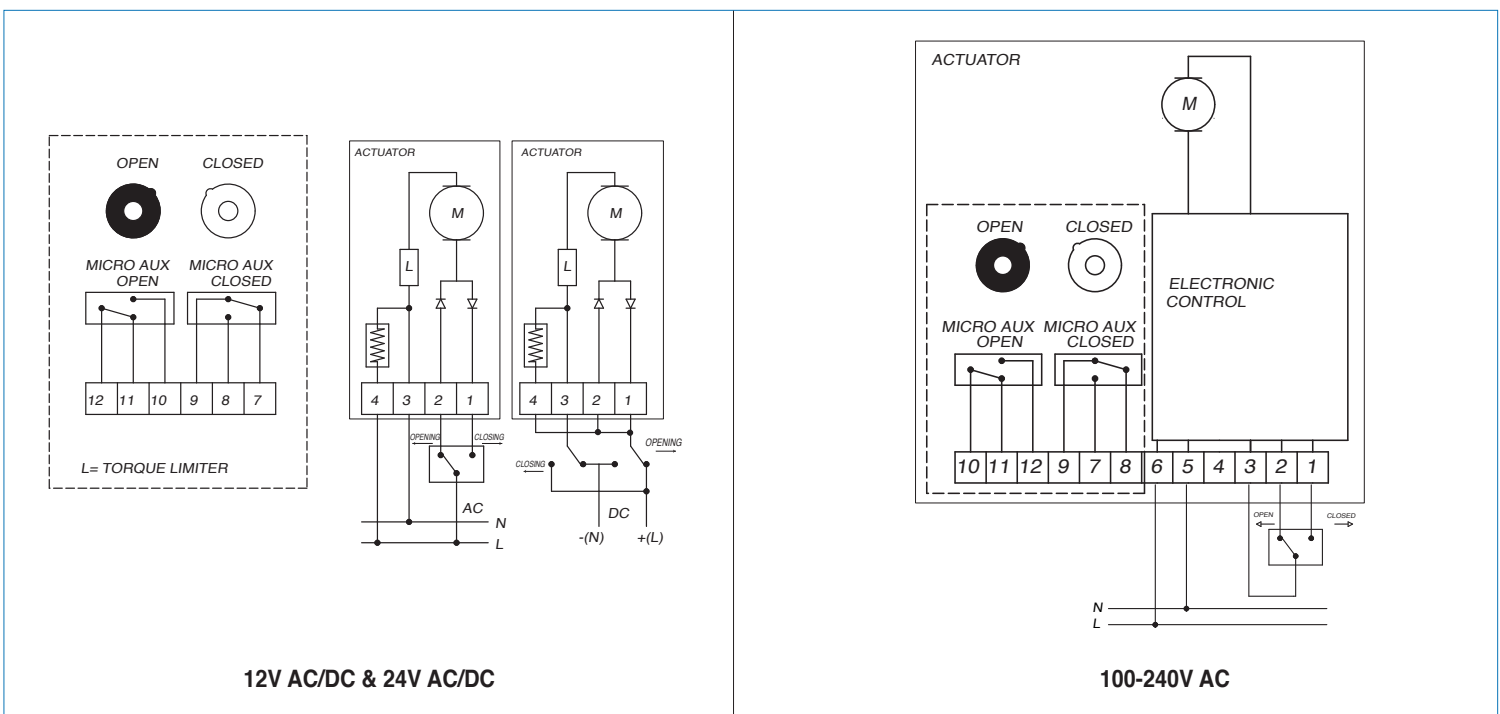
DIMENSIONS

Size	1/2"	3/4"	1"	1-1/2"	2"	3"	4"	6"	8"
A	.500	.750	.980	1.50	1.97	3.00	3.94	5.91	7.87
B	10.6	10.9	13.8	16.8	17.0	20.3	21.6	23.0	25.0
C	8.85	8.93	11.0	13.8	14.1	16.5	17.1	18.0	19.3
D	4.84	4.84	6.18	7.28	7.28	8.31	8.31	8.74	8.74
E	6.45	6.45	7.51	8.46	8.46	9.33	9.33	9.72	9.72
F	4.25	4.62	5.00	6.50	7.00	8.00	9.00	15.5	18.0
G	3.50	3.88	4.25	5.00	6.00	7.50	9.00	11.0	13.5
Act.	VB015	VB015	VB030	VB060	VB060	VB110	VB190	VB270	VB350



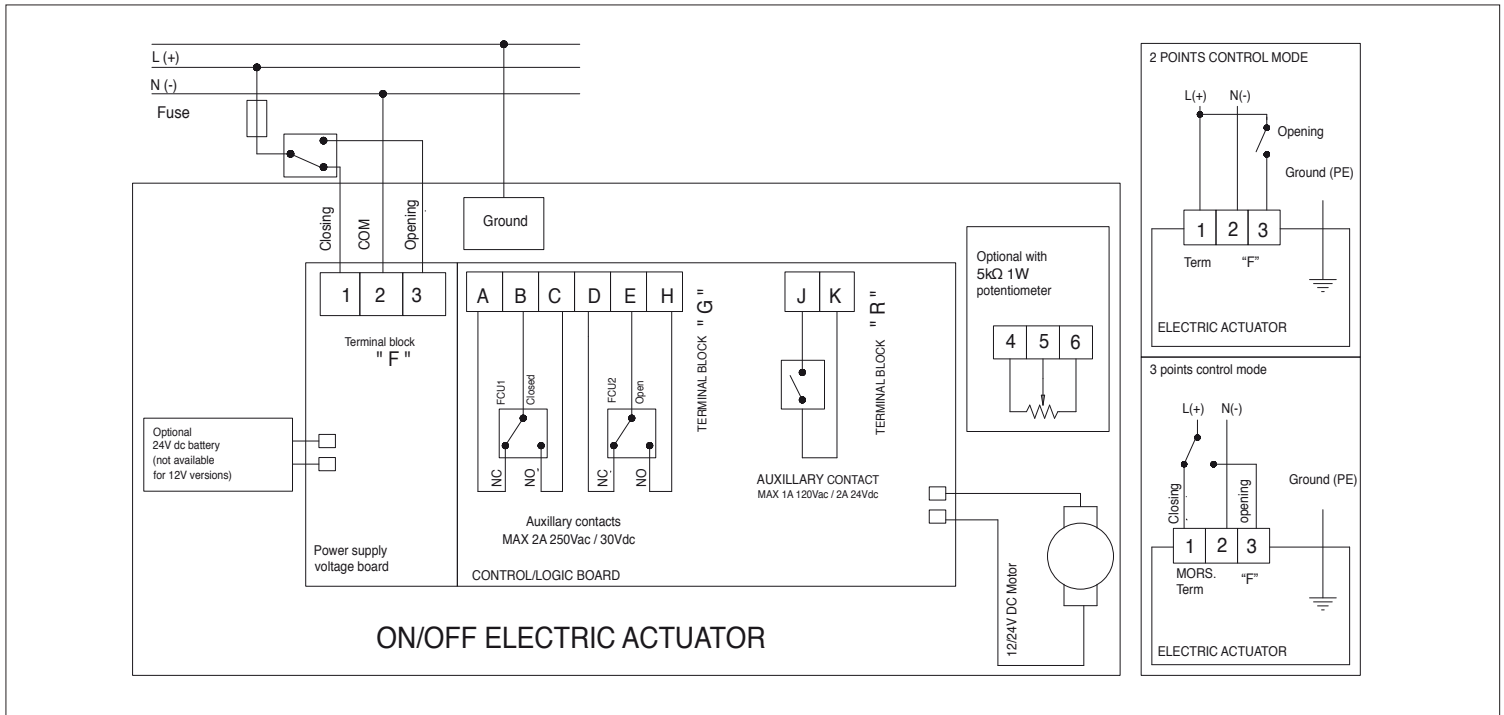
ON/OFF WIRING DIAGRAM - VB015

12V AC/DC, 24V AC/DC & 100-240VAC



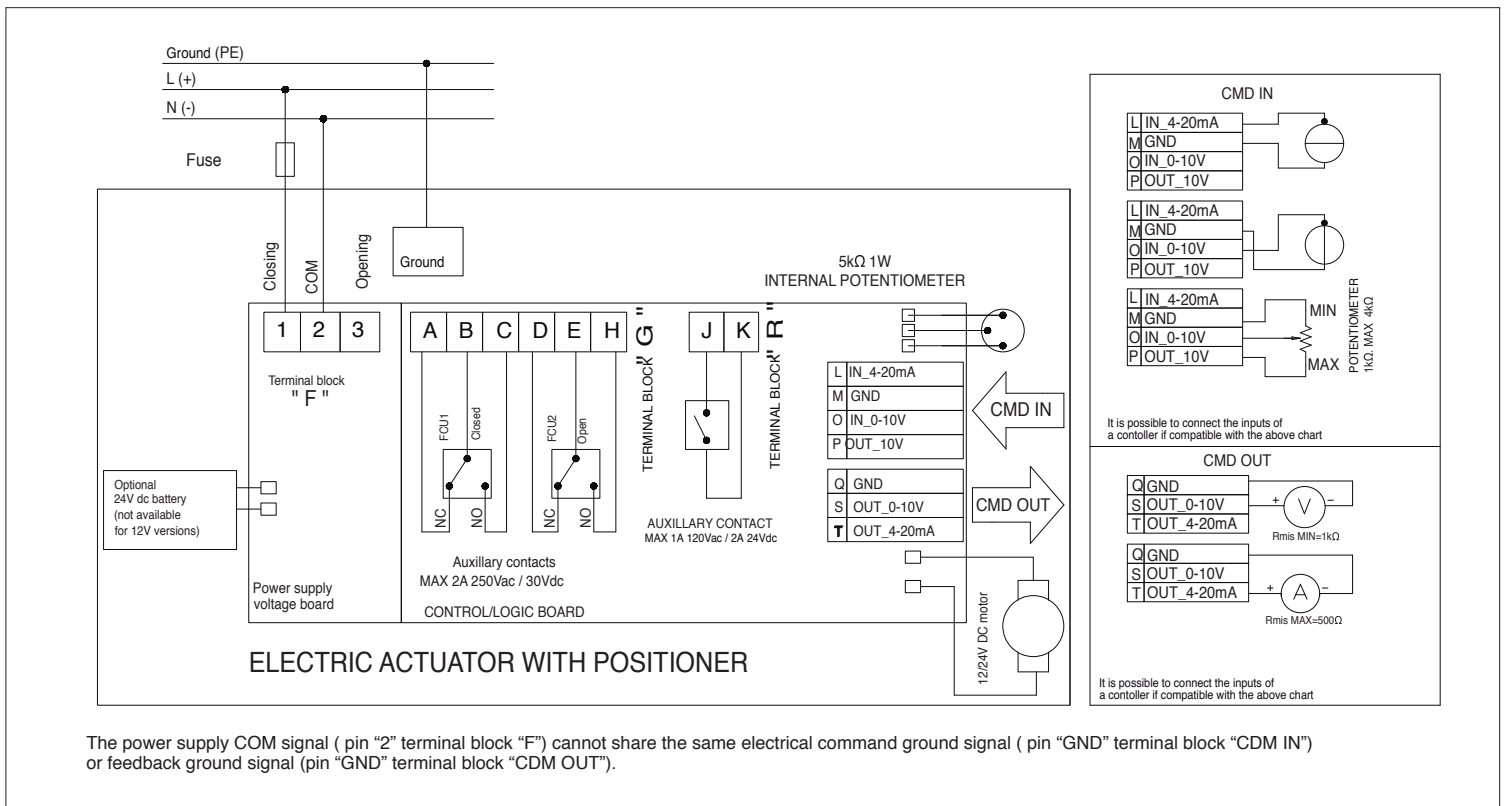
ON/OFF WIRING DIAGRAM - VB030 -VB190

12V AC/DC, 24V AC/DC & 100-240VAC



POSITIONER WIRING DIAGRAM - VB030 -VB190

12V AC/DC, 24V AC/DC & 100-240VAC



The power supply COM signal (pin "2" terminal block "F") cannot share the same electrical command ground signal (pin "GND" terminal block "CDM IN") or feedback ground signal (pin "GND" terminal block "CDM OUT").