



JOB NAME:	CONTRACTOR:
JOB LOCATION:	APPROVAL:
ENGINEER:	CONTRACTOR P.O.:
APPROVAL:	REPRESENTATIVE:

8E867-00*

700076 DIRECT MOUNT, 2-WAY STAINLESS STEEL, FULL PORT BALL VALVE W VB010 ELECTRIC ACTUATOR SIZES 1/4" TO 1-1/4"

*002 - 24V AC/DC *003 - 100-240V AC

SPECIFICATIONS

The "Mini" 8E867 series is ideally suited for applications where space and reliability is a must. This compact unit features a hardened, dent-resistant polymer electric motor and an 30" pigtail wire for quick hook-up, in either 2-point or 3-point control mode.

The IP65 housing is resistant to dusty environments and to areas where water may be sprayed.

This series, due to its lightweight design, can be installed in either vertical or horizontal position. When the valve is in the open position, an LED light will come on to sign "OPEN"

ACTUATOR FEATURES

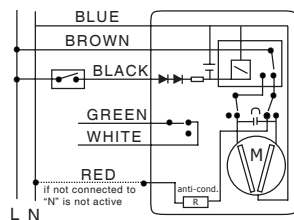
- 24V AC/DC & 100-240V AC Models Available.
- 120V AC - 75% Duty Cycle w/ 8 sec. cycle time.
- 24V AC/DC - 50% Duty Cycle w/ 6.5 sec. cycle time
- High-Strength, Impact Resistant IP65 Technopolymer Housing.
- One auxiliary SPDT contact on closed.
- Temperature Range 23°F to 131°F
- ISO 5211, F03/F05 base w/ 11mm female drive.
- Anti-condensation heater (when red wire is connected to power)
- Quiet operation w/ LED light in open position.
- Output Torque 89 in/Lbs.
- 30" pigtail for quick installation
- Absorbed current for 120V AC is 4A
- Absorbed current for 24V AC/DC is 6A

VALVE FEATURES

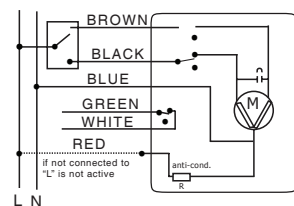
- CF8M Stainless Steel
- Full Port, Sizes 1/4" to 1-1/4"
- ISO 5211 pad
- Pressure rating to 1000 psi, 150 psi steam
- Temperature -4°F to 366°F
- Blow out proof stem/square stem
- P.T.F.E. seats with O-ring backing for low operating torque
- P.T.F.E. seals and Double O-ring stem seal design for extended cycle life
- 100% electronically tested in the open and closed position@80 Psi
- Thermal Relief Protection

WIRING MODES

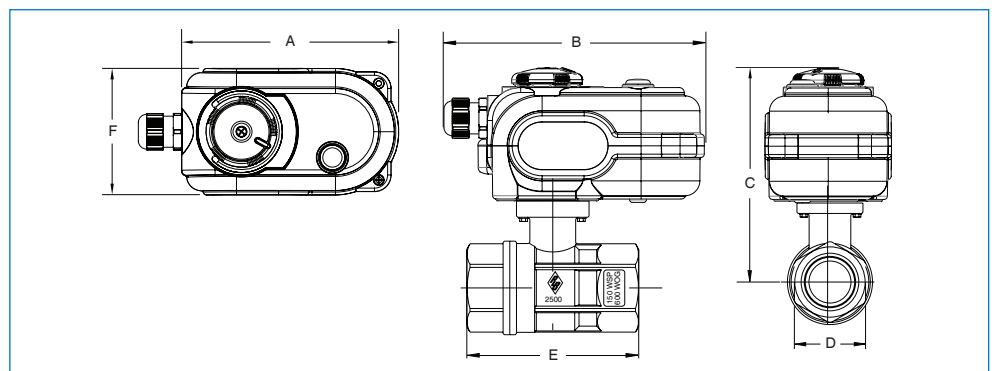
ACTUATORS CAN BE WIRED IN EITHER OF THE FOLLOWING:



2-Point Control Mode



3-Point Control Mode



Pressure rating: 1000 psi, 150 psi steam 1/4" to 1-1/4"

Size	A	B	C	D	E	F
1/4"	5.11	6.14	4.67	1.02	2.56	2.95
3/8"	5.11	6.14	4.67	1.02	2.56	2.95
1/2"	5.11	6.14	4.43	1.06	2.63	2.95
3/4"	5.11	6.14	4.51	1.26	3.07	2.95
1"	5.11	6.14	4.94	1.61	3.54	2.95
1-1/4"	5.11	6.14	5.08	1.97	3.93	2.95