



JOB NAME:	CONTRACTOR:
JOB LOCATION:	APPROVAL:
ENGINEER:	CONTRACTOR P.O.:
APPROVAL:	REPRESENTATIVE:

8P0169 - 8P0187 - 8P0189
(NPT) (SW) (BW)

710001 BRACKET MOUNTED, 3-PC, 2-WAY STAINLESS STEEL, FULL PORT BALL VALVE IN NPT, SW OR BW W/VALBIA DOUBLE ACTING PNEUMATIC ACTUATOR

SIZES 1/4" TO 4"

8P0170 - 8P0188- 8P0190
(NPT) (SW) (BW)

710001 BRACKET MOUNTED, 3-PC, 2-WAY STAINLESS STEEL, FULL PORT BALL VALVE IN NPT, SW OR BW W/VALBIA SPRING RETURN PNEUMATIC ACTUATOR

SIZES 1/4" TO 4"

SPECIFICATIONS

The 8P0169-8P0187/8P0189/8P0170/8P0188/8P0190 packages will include one of the following three-piece full port ball valves: The Italian made 710001[NPT], 711000[socket weld] or the 715000[Butt weld]. The base valve is made from ASTM A351-CF8M stainless steel body and end caps. The valve has an ISO 5211 pad is standard with a double D stem that utilizes a bracket for assembly to the actuator.

The Valbia pneumatic actuator comes with a hard-anodized aluminum body, and powder coated end caps. In addition, all Valbia pneumatic actuators are standardly furnished with elevated temperature seals to 302F. The patented side loaded limit stops never enter the piston chamber eliminating extra possible leak paths.

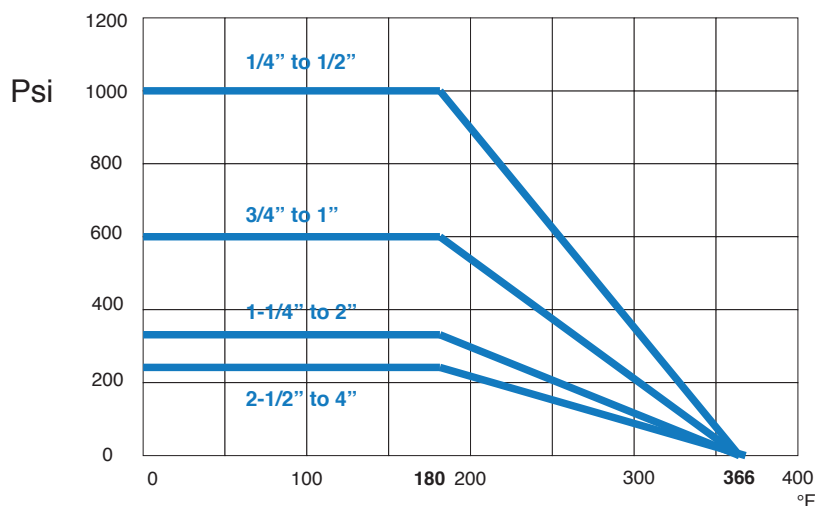
ACTUATOR FEATURES

- Hard anodized extruded aluminum body
- Concentric spring sets
- Die cast aluminum end caps
- Solid steel barstock pinion (not casting)
- 0°-90° rotation adjustment cam
- 0°-90° rotation adjustment bolts
- POM piston guides
- Minimum air pressure rating: 80 psi
- Maximum air pressure rating: 116 psi
- Working temperature: -4°F - 302°F
- No lubrication maintenance required for the entire actuator lifetime
- 100% factory tested

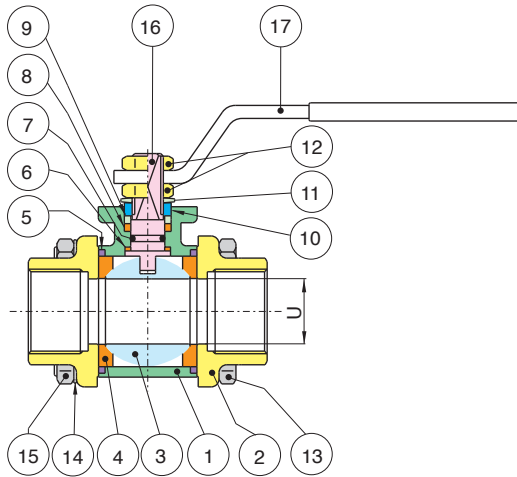
VALVE FEATURES

- CF8M body
- Full port, sizes 1/4" to 4"
- ISO 5211 mounting pad
- Pressure rating 1/4" to 1/2" 1000 psi
- Pressure rating 3/4" to 1" 600 psi
- Pressure rating 1-1/4" to 2" 350 psi
- Pressure rating 2-1/2" to 4" 230 psi
- 150 psi steam
- Temperature range -4°F to +366°F
- Blow out proof stem, adjustable stem packing
- P.T.F.E. seats, packing and thrust washer
- 100% electronically tested in the open and closed position at 80 psi
- TUV T.A. Luft approved

PRESSURE - TEMPERATURE CHART FOR SERIES 710001 / 711000 / 712000



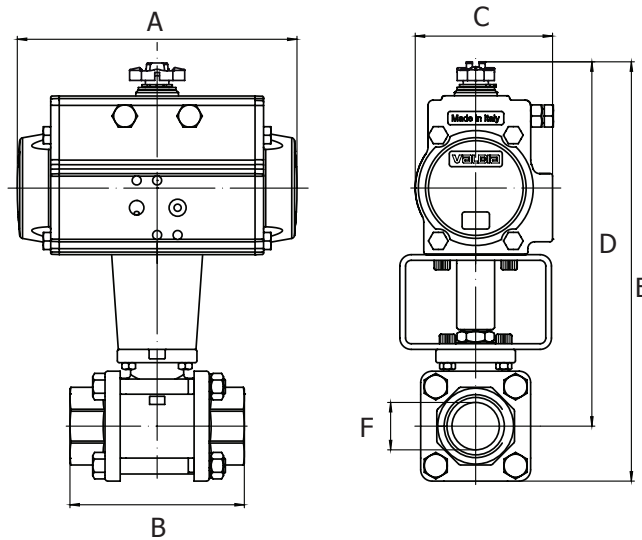
BILL OF MATERIALS FOR 710001 / 711000 / 712000



N POS	PART NAME	MATERIAL	N PCS
1	BODY	CF8M	1
2	END CAP	CF8M	2
3	BALL	AIS 304-CF8	1
4	BALL SEAT	P.T.F.E.	2
5	SEAL	P.T.F.E.	2
6	STEM SEAL	R.T.F.E.	1
7	O-RING	SS316	1
8	STEM SEAL	P.T.F.E.	1
9	PACKING GLAND	STEEL	1

N POS	PART NAME	MATERIAL	N PCS
10	END STOP	AISI 430 (1/4" - 2")	2
		STEEL (2-1/2" - 4")	1
11	SPRING WASHER	STEEL (2-1/2" - 4")	2
12	NUT	STEEL	2
13	BOLT	STEEL (1/4" - 2")	4
		STEEL (2-1/2" - 4")	6
14	WASHER	STEEL (1/4" - 2")	4
		STEEL (2-1/2" - 4")	6
15	NUT	STEEL (1/4" - 2")	4
		STEEL (2-1/2" - 4")	6
16	STEM	AISI 304	1
17	HANDLE	STEEL	1

DIMENSIONS



8P0169 (NPT)
8P0187 (SW)
8P0189 (BW)

710001 with **DOUBLE ACTING** Actuator
711000 with **DOUBLE ACTING** Actuator
712000 with **DOUBLE ACTING** Actuator

8P0170 (NPT)
8P0188 (SW)
8P0190 (BW)

710001 with **SPRING RETURN** Actuator
711000 with **SPRING RETURN** Actuator
712000 with **SPRING RETURN** Actuator

Size	A	B	C	D	E	ACT. DA
1/4"	4.33	2.24	1.77	4.37	5.03	32
3/8"	4.33	2.24	1.77	4.37	5.03	32
1/2"	4.33	2.55	1.77	4.56	5.31	32
3/4"	5.55	2.99	2.80	7.40	8.34	52
1"	5.55	3.62	2.80	7.59	8.74	52
1-1/4"	5.55	4.19	2.80	7.75	9.05	52
1-1/2"	6.46	4.56	3.17	9.01	10.51	63
2"	8.27	5.36	3.72	9.96	11.73	75
2-1/2"	9.47	6.04	4.17	11.06	13.70	85
3"	9.47	7.08	4.17	11.49	14.69	85
4"	10.83	8.54	4.84	13.42	17.16	100

Size	A	B	C	D	E	ACT. DA
1/4"	5.55	2.24	2.80	5.82	6.45	52
3/8"	5.55	2.24	2.80	5.82	6.45	52
1/2"	5.55	2.55	2.80	5.98	6.73	52
3/4"	6.46	2.99	3.17	7.87	8.81	63
1"	6.46	3.62	3.17	8.07	9.21	63
1-1/4"	6.46	4.19	3.17	8.22	9.52	63
1-1/2"	9.47	4.56	4.17	10.27	11.77	85
2"	10.83	5.35	4.84	11.06	12.83	100
2-1/2"	13.11	6.04	5.39	13.70	16.33	115
3"	14.65	7.08	5.83	14.60	17.79	125
4"	14.65	8.54	5.83	15.23	18.97	125