



JOB NAME:	CONTRACTOR:
JOB LOCATION:	APPROVAL:
ENGINEER:	CONTRACTOR P.O.:
APPROVAL:	REPRESENTATIVE:

8P720744

720744 2-WAY CARBON STEEL, ANSI 300 FLANGED, FIRE SAFE, WAFER STYLE, FULL PORT BALL VALVE WITH DOUBLE ACTING ACTUATOR AND BRACKET

SIZES 1/2" TO 6"

8P720746

720744 2-WAY CARBON STEEL, ANSI 300 FLANGED, FIRE SAFE, WAFER STYLE, FULL PORT BALL VALVE WITH SPRING RETURN ACTUATOR AND BRACKET

SIZES 1/2" TO 6"

SPECIFICATIONS

The Bonomi 8P720744/8P720746 series pneumatic package features the 720744-stainless steel, short pattern, wafer full port, ANSI 300 flanged ball valve, in sizes 1/2"-6". This valve is Fire Safe approved with antistatic stem device. This space saving valve also meets ANSI 16.34, ANSI 16.5, NACE MR 0175/ISO 15156 and NACE MR 0103. It has RTFE seats, and a combination PTFE and Viton dual stem packing design.

The Valbia pneumatic actuator comes with a hard-anodized aluminum body, and powder coated end caps. In addition, all Valbia pneumatic actuators are standardly furnished with elevated temperature seals to 302°F. The patented side loaded limit stops never enter the piston chamber eliminating extra possible leak paths.

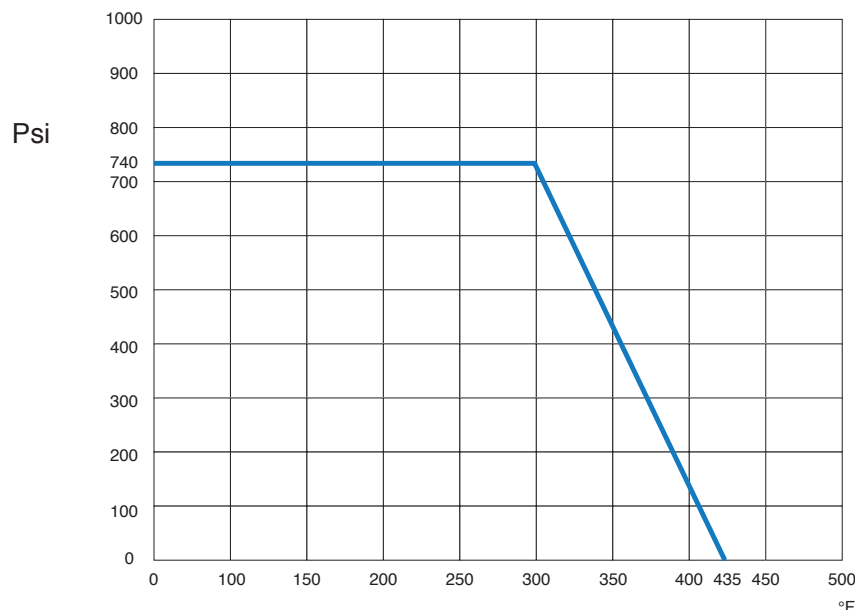
ACTUATOR FEATURES

- Hard anodized extruded aluminum body
- Concentric spring sets
- Die cast aluminum end caps
- Solid steel barstock pinion (not casting)
- 0°-90° rotation adjustment cam
- 0°-90° rotation adjustment bolts
- POM piston guides
- Minimum air pressure rating: 80 psi
- Maximum air pressure rating: 116 psi
- Working temperature: -4°F - 302°F
- No lubrication maintenance required for the entire actuator lifetime
- 100% factory tested

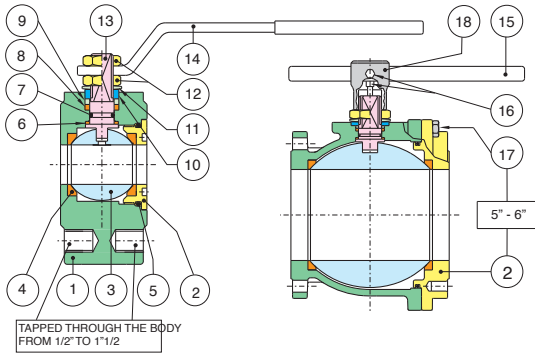
VALVE FEATURES

- Carbon steel, ANSI class 300 flanged
- Full port, sizes 1/2" to 6"
- Blow out proof stem
- Fire-safe Approved with Antistatic Stem Device
- 25% carbon filled P.T.F.E ball seats.
- P.T.F.E. packing and thrust washer
- Space saving design
- 100% tested
- TUV T.A. Luft approved
- ANSI B16.34 design
- ISO 5211 mounting pad with double "D" stem
- Temperature range: -4° F to 400° F

PRESSURE - TEMPERATURE CHART FOR SERIES 720744



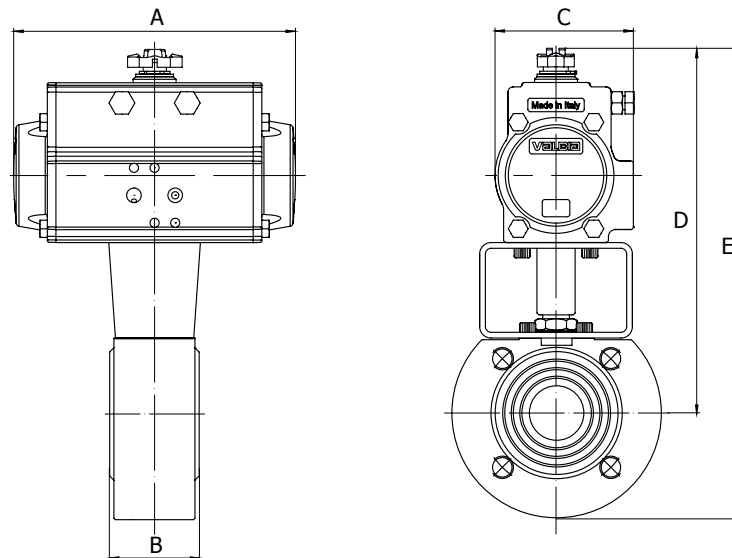
BILL OF MATERIALS FOR 720744



N POS	PART NAME	MATERIAL	N PCS
1	BODY	ASTM A105/WCB	1
2	END CONNECTION	ASTM A105/WCB	1
3	BALL	A479-304/A351 CF8M	1
4	BALL SEATS	R.P.T.F.E.	2
5	O-RING	FKM (Viton®)	1
6	THRUST WASHER	P.T.F.E.	1
7	RING	FKM (Viton®)	1
8	STEM SEAL	GRAPHOIL	1
9	PACKING GLAND	STEEL	1
10	END STOP	STEEL	2-1

N POS	PART NAME	MATERIAL	N PCS
11	SPRING WASHER	STEEL	2
12	NUT	STEEL	2
13	STEM	AISI 304	1
14	HANDLE	STEEL	1
15	HANDLE DN 150-200	STEEL	1
16	SCREW	STEEL	2
17	SCREW	STEEL	8-12
18	BODY HANDLE DN150-200	CAST IRON	1

DIMENSIONS



8P720744

720744 W/ **DOUBLE ACTING** ACTUATOR

Size	A	B	C	D	E	ACT. DA
1/2"	5.55	1.38	2.80	7.36	9.25	52
3/4"	6.46	1.57	3.17	8.11	10.47	63
1"	6.46	1.81	3.17	8.34	10.70	63
1-1/4"	6.46	2.12	3.17	8.34	10.90	63
1-1/2"	8.27	2.50	3.72	9.80	12.75	75
2"	9.47	3.23	4.17	10.90	14.13	85
2-1/2"	10.83	4.05	4.84	12.79	16.53	100
3"	10.83	4.80	4.84	13.11	17.24	100
4"	13.11	5.98	5.39	15.19	20.19	115
6"	19.69	9.13	7.32	18.93	25.23	160

8P720746

720744 W/ **SPRING RETURN** ACTUATOR

Size	A	B	C	D	E	ACT. SR
1/2"	6.46	1.38	3.17	7.83	9.72	63
3/4"	9.47	1.57	4.17	9.37	11.73	85
1"	9.47	1.81	4.17	9.60	11.96	85
1-1/4"	9.47	2.12	4.17	9.60	12.16	85
1-1/2"	10.83	2.50	4.84	10.86	13.81	100
2"	13.11	3.23	5.3	12.75	15.98	115
2-1/2"	14.65	4.05	5.83	14.60	18.34	125
3"	14.65	4.80	5.93	14.92	19.05	125
4"	19.69	5.98	7.32	17.51	22.51	160
6"	26.46	9.13	11.42	27.51	33.81	270