



JOB NAME:	CONTRACTOR:
JOB LOCATION:	APPROVAL:
ENGINEER:	CONTRACTOR P.O.:
APPROVAL:	REPRESENTATIVE:

8P760137

760137 2-WAY CARBON STEEL, ANSI 150 FLANGED, FOR STEAM, SPLIT BODY STYLE, FULL PORT BALL VALVE WITH DOUBLE ACTING ACTUATOR

SIZES 1/2" TO 8"

8P760139

760137 2-WAY CARBON STEEL, ANSI 150 FLANGED, FOR STEAM, SPLIT BODY STYLE, FULL PORT BALL VALVE WITH SPRING RETURN ACTUATOR

SIZES 1/2" TO 8"

SPECIFICATIONS

The 8P760137/8P760139 series pneumatic actuator assembled package features the 760137 series Class 150, full port, carbon steel split body, ISO 5211 pad, double D stem, steam flanged ball valve. With Carbon-filled PTFE seats, and thermal re-lief hole in the stem slot, this valve is designed to operate on streamlines up to 200WSP. The 760137 valves also meet ANSI 16.5, ANSI 16.10, and ANSI 16.34.

The Valbia pneumatic actuator comes with a hard-anodized aluminum body, and powder coated end caps. In addition, all Valbia pneumatic actuators are standardly furnished with elevated temperature seals to 302°F. The patented side loaded limit stops never enter the piston chamber eliminating extra possible leak paths.

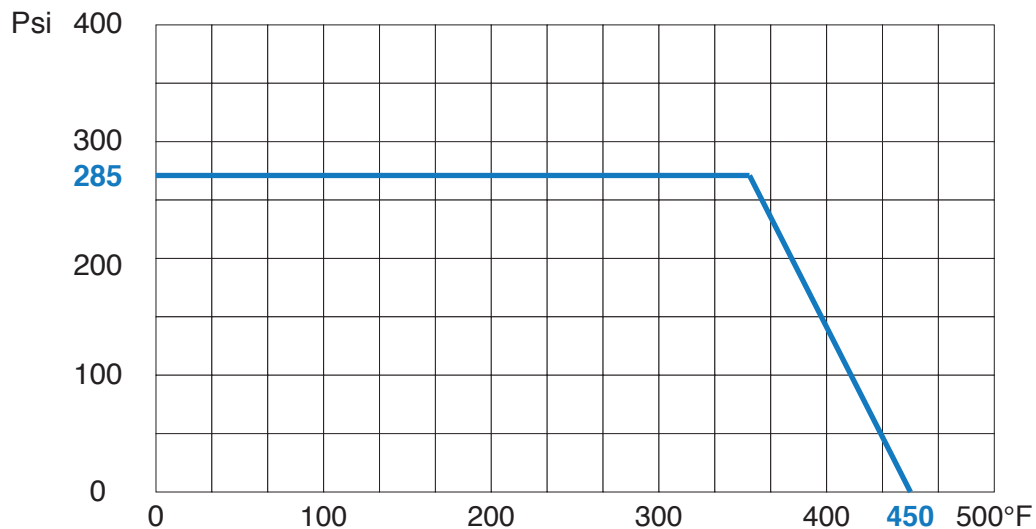
ACTUATOR FEATURES

- Hard anodized extruded aluminum body
- Concentric spring sets
- Die cast aluminum end caps
- Solid steel barstock pinion (not casting)
- 0°-90° rotation adjustment cam
- 0°-90° rotation adjustment bolts
- POM piston guides
- Minimum air pressure rating: 80 psi
- Maximum air pressure rating: 116 psi
- Working temperature: -4°F - 302°F
- No lubrication maintenance required for the entire actuator lifetime
- 100% factory tested

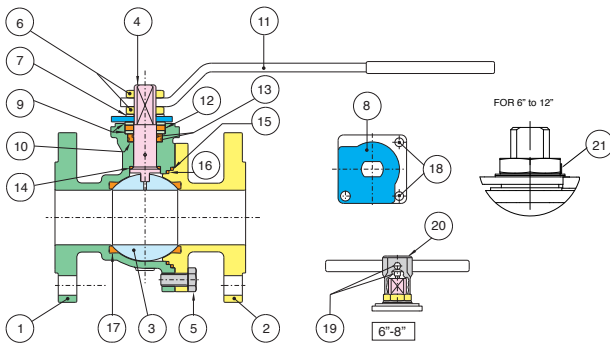
VALVE FEATURES

- Carbon Steel, ANSI class 150 flanged
- Full port, sizes 1/2" to 8"
- Temperature range -4°F to 450°F
- Blow-out proof stem, adjustable stem packing
- 25% Carbon Filled P.T.F.E. seats
- Steam pressure to 200 psi
- 100% tested
- PED 97/23/CE
- ANSI B16.5, B16.10, B16.34 design
- Fire Safe API 6FA-API 607 4th edition
- Antistatic Device
- ISO 5211 mounting pad with double "D" stem

PRESSURE - TEMPERATURE CHART FOR SERIES 760137



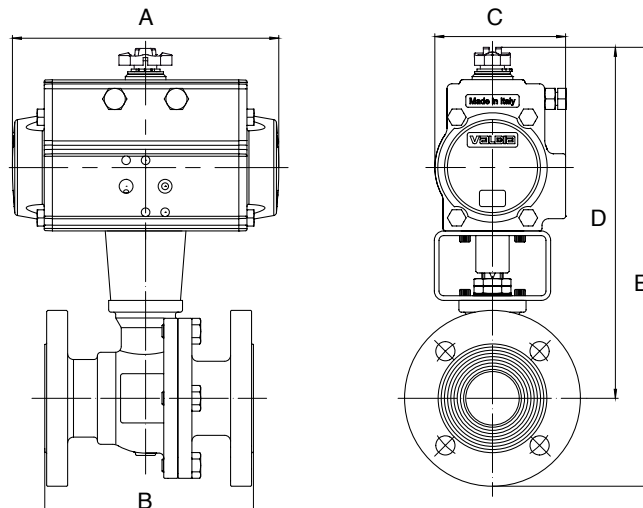
BILL OF MATERIALS FOR 760137



N POS	PART NAME	MATERIAL	N PCS
1	BODY	A216 WCB	1
2	END CONNECTION	A216 WCB	1
3	BALL	A479-316/A351 CF8M	1
4	STEM	A276-316	1
5	SCREW	STEEL	4-8
6	NUT	STEEL	1-2
7	SPRING WASHER	STEEL	2
8	TRAVEL STOP	STEEL	1
9	PACKING GLAND	STEEL	2
10	STEM SEAL	P.T.F.E.	1
11	HANDLE	STEEL	1

N POS	PART NAME	MATERIAL	N PCS
12	STEM SEAL	GRAPHOIL	1
13	O-RING	FKM (Viton®)	2
14	THRUST WASHER	P.T.F.E.	1
15	SEAL	GRAPHOIL	1
16	SEAL	P.T.F.E.	1
17	BALL SEATS	R.P.T.F.E.	2
18	SCREW	STEEL	2
19	SCREW	STEEL	2
20	BODY HANDLE	CAST IRON	1
21	UNSCREWING GROWER	A182-F316	1

DIMENSIONS



8P760137

760137 W/ **DOUBLE ACTING** ACTUATOR

Size	A	B	C	D	E	ACT. DA
1/2"	4.33	4.25	1.77	5.82	7.59	32
3/4"	5.55	4.61	2.80	7.44	9.40	52
1"	5.55	5.00	2.80	8.14	10.31	52
1-1/2"	6.46	6.50	3.17	9.80	12.36	63
2"	8.27	7.01	3.72	10.82	13.77	75
3"	9.47	7.99	4.17	13.11	16.85	85
4"	10.83	9.02	4.84	14.17	18.70	100
6"	14.65	15.51	5.83	18.18	23.70	125
8"	17.13	17.99	6.46	20.74	27.55	140

8P760139

760137 W/ **SPRING RETURN** ACTUATOR

Size	A	B	C	D	E	ACT. SR
1/2"	5.55	4.25	2.80	7.28	9.05	52
3/4"	6.46	4.61	3.17	7.87	9.84	63
1"	6.46	5.00	3.17	8.58	10.74	63
1-1/2"	9.47	6.50	3.72	11.06	13.62	85
2"	10.83	7.01	4.84	11.88	14.84	100
3"	14.65	7.99	5.83	15.47	19.21	125
4"	14.65	9.02	5.83	16.02	20.55	125
6"	19.69	15.51	7.32	19.99	25.51	160
8"	19.69	17.99	7.32	21.69	28.50	160