



JOB NAME:	CONTRACTOR:
JOB LOCATION:	APPROVAL:
ENGINEER:	CONTRACTOR P.O.:
APPROVAL:	REPRESENTATIVE:

M8E0127-00 *

600LL 2-WAY CARBON STEEL, FNPT THREADED BALL VALVE WITH VALBIA METAL ELECTRIC ACTUATOR AND BRACKET

SIZES 1/4" TO 2"

*001 12V AC/DC	*002 24V AC/DC	*003 100-240V AC
01 BATTERY BACKUP	*02* POSITIONER	*04* BATTERY BACKUP W POSITIONER

SPECIFICATIONS

The M8E0127 series features the Bonomi 600LL full port, WCB carbon steel body, with 15% glass reinforced seats, multiple stem packing, and a drilled and tapped rear mounting pad. A thermal relief hole in the stem slot is standard. The 600LL series is also NACE MR 0175 compliant.

The Valbia VBM series metal actuator housing is made from die cast aluminum, and standardly features dual motors, two extra limit switches, a heater and thermostat, a torque limiter, dual ISO patterns, female star drive, a high-profile dome indicator, 1/2" conduit connections, and a 75% duty cycle motor. The actuator is NEMA 4 rated, and options include positioning boards, battery backups, or a combination of the two.

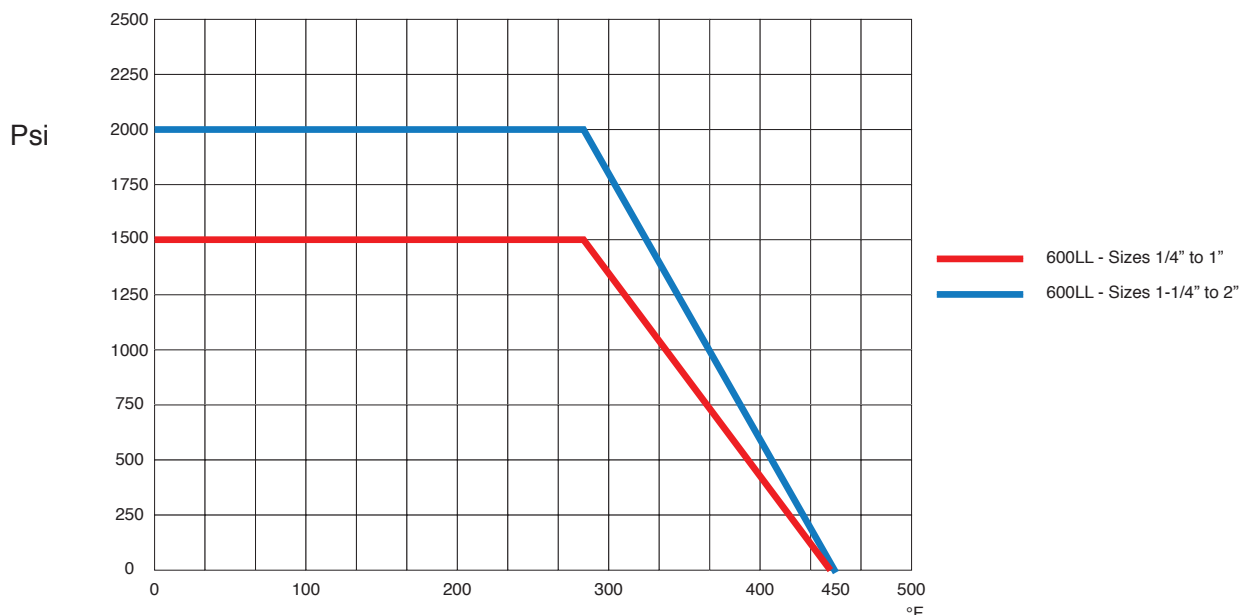
ACTUATOR FEATURES

- Dual Voltages
- 24V AC/DC and 100-240V AC Models Available
- ISO 5211 dual patterns
- 75% Duty Cycle
- Anti-condensation heater, (when red wire is connected to power)
- High-Strength, Die Cast Aluminum Powder Coated Housing
- Temperature Range -4°F to 131°F
- NEMA 4 Housing
- Two Auxiliary Switches Standard
- Torque limiter standard
- 1/2" conduit connection

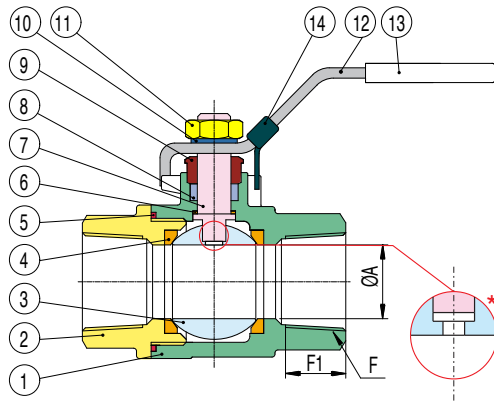
VALVE FEATURES

- 2-piece WCB body
- Full port, sizes 1/4" to 2"
- Self adjusting stem packing
- Blow out proof stem design
- 100% air tested under water at 80 psi
- Pressure rating 1/4" to 1" 2000 psi
- 1-1/4" to 2" 1000 psi - 150 psi steam
- Temperature range -4°F to 450°F
- Mounting pad for actuator
- Thermal relief hole in stem slot

PRESSURE - TEMPERATURE CHART FOR SERIES 600LL



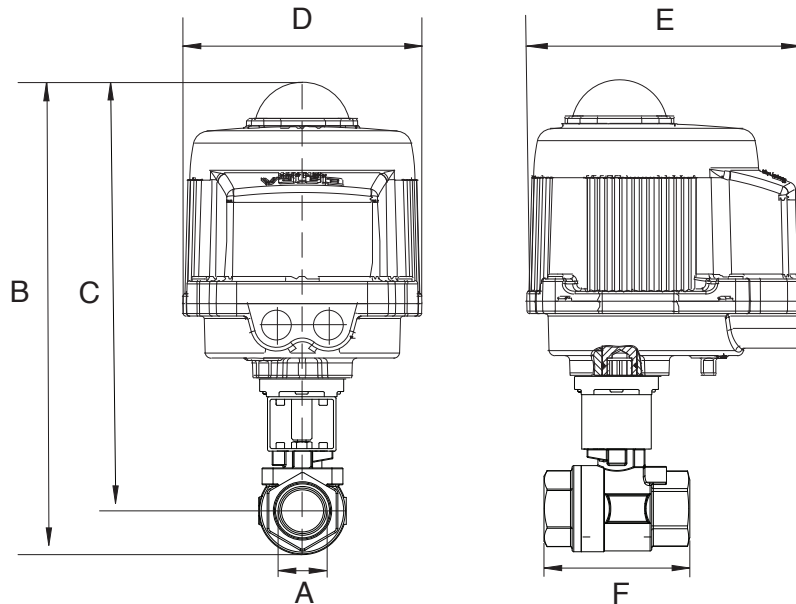
BILL OF MATERIALS FOR 600LL



* THERMAL RELIEF HOLE IN THE STEM SLOT.

N POS	PART NAME	MATERIAL	N PCS
1	BODY	WCB	1
2	END CAP	WCB	1
3	BALL	AISI 316	1
4	SEAT	R.P.T.F.E.	2
5	JOIN GASKET	P.T.F.E.	2
6	THRUST WASHER	P.T.F.E.	1
7	STEM	AISI 316	1
8	V RING PACKING	P.T.F.E.	1
9	GLAND BUSH	STEEL	1
10	STEM WASHER	STEEL	1
11	STEM NUT	STEEL	1
12	HANDLE	STEEL	1
13	HANDLE SLEEVE	VINYL	1
14	LOCKING DEVICE	SS304	1

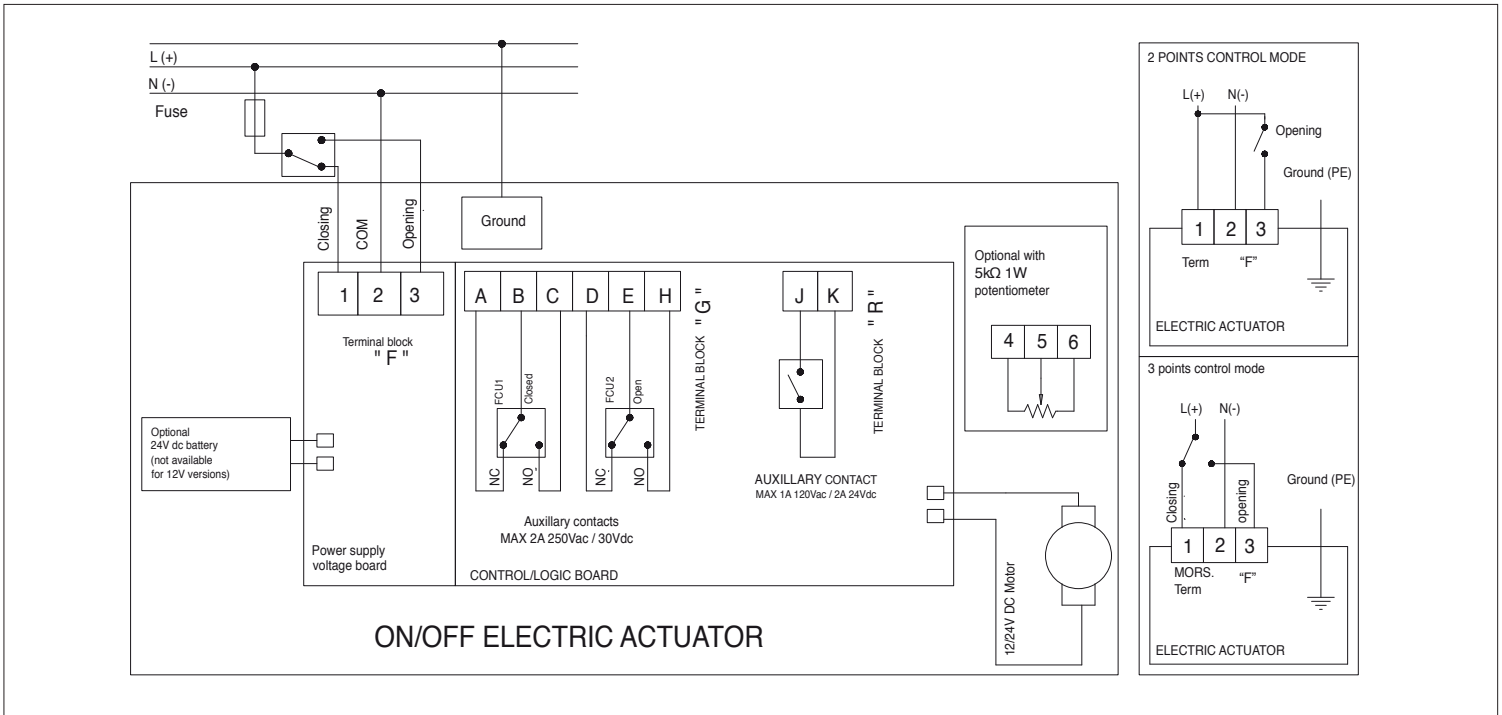
DIMENSIONS



Size	1/4"	3/8"	1/2"	3/4"	1"	1-1/4"	1-1/2"	2"
A	0.45	0.49	.059	0.78	0.98	1.25	1.49	1.96
B	13.64	13.64	14.52	14.85	14.34	16.58	17.27	18.89
C	11.29	11.29	11.69	11.84	11.61	12.90	13.21	14.40
D	6.34	6.34	6.34	6.34	6.34	6.34	6.34	6.93
E	7.36	7.36	7.36	7.36	7.36	7.36	7.36	7.76
F	1.96	1.96	2.36	2.51	2.79	3.07	3.38	3.74
Act.	VB030M	VB030M	VB030M	VB030M	VB030M	VB030M	VB030M	VB060M

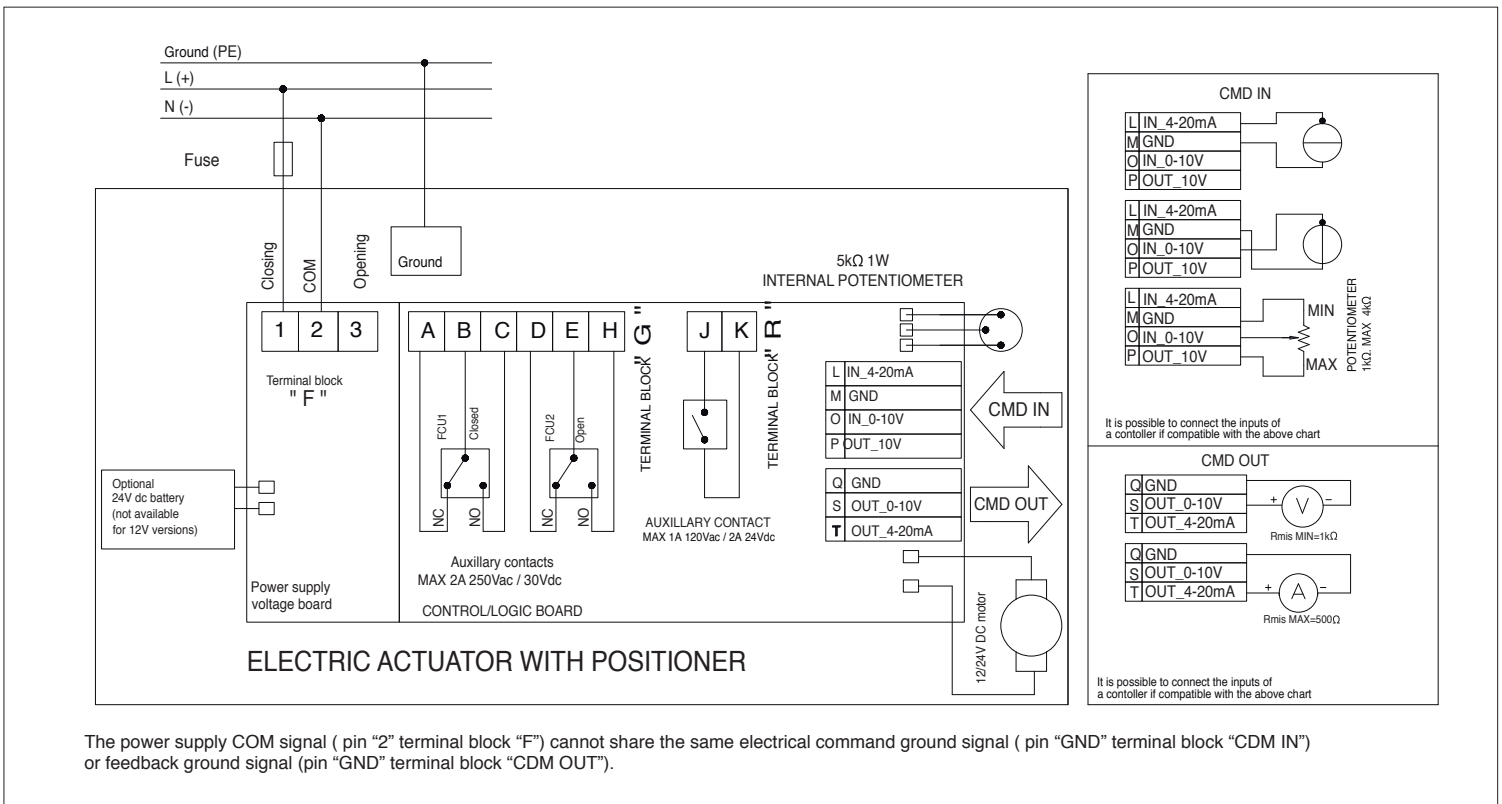
ON/OFF WIRING DIAGRAM - VB030M -VB060M

12V AC/DC, 24V AC/DC & 100-240VAC



POSITIONER WIRING DIAGRAM - VB030M -VB060M

12V AC/DC, 24V AC/DC & 100-240VAC



The power supply COM signal (pin "2" terminal block "F") cannot share the same electrical command ground signal (pin "GND" terminal block "CDM IN") or feedback ground signal (pin "GND" terminal block "CDM OUT").