



JOB NAME:	CONTRACTOR:
JOB LOCATION:	APPROVAL:
ENGINEER:	CONTRACTOR P.O.:
APPROVAL:	REPRESENTATIVE:

M8E3400

3400 3-WAY CARBON STEEL, L-PORT FNPT THREADED DIRECT MOUNT BALL VALVE WITH VALBIA METAL ELECTRIC ACTUATOR

SIZES 3/8" TO 1"

M8E3500

3500 3-WAY CARBON STEEL, L-PORT SAE THREADED DIRECT MOUNT BALL VALVE WITH VALBIA METAL ELECTRIC ACTUATOR

SIZES 9/16-18 SAE TO 1-5/16-12 SAE

*001	12V AC/DC	*002	24V AC/DC	*003	100-240V AC
01	BATTERY BACKUP	*02*	POSITIONER	*04*	BATTERY BACKUP W POSITIONER

SPECIFICATIONS

The Bonomi M8E3400 series electric actuated package feature an NPT high pressure 3-way L port carbon steel hydraulic ball valve, and the 8E3500 series has all the same characteristics, however, incorporates SAE end connections. The Valbia electric VBM metal housing actuator is standardly furnished with dual voltages, two extra limit switches, torque limiter, manual override, a dome position indicator, 1/2" conduit connections, 75% duty cycle motor, contained in a NEMA 4 cast aluminum powder coated housing.

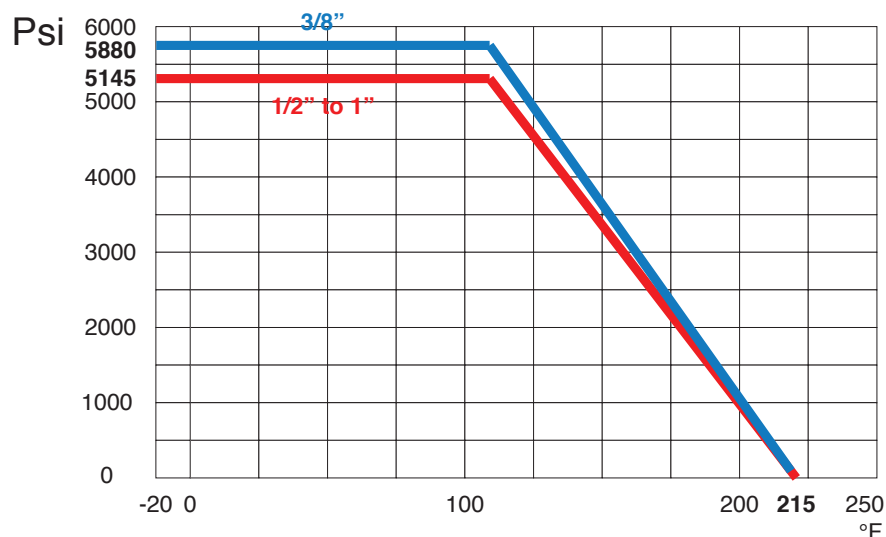
ACTUATOR FEATURES

- Dual Voltages
- 24V AC/DC and 100-240V AC Models Available
- ISO 5211, F03/F05 base with 11mm female drive
- 75% Duty Cycle
- Anti-condensation heater, (when red wire is connected to power)
- High-Strength, Die Cast Aluminum Powder Coated Housing
- Temperature Range -4°F to 131°F
- NEMA 4 Housing

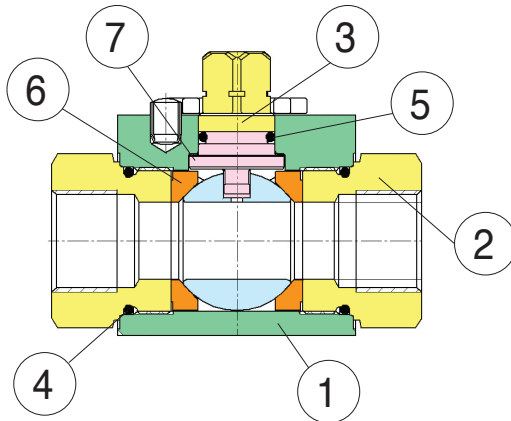
VALVE FEATURES

- 3-way Carbon Steel Full Port Diverter Ball Valve
- Available in NPT and SAE
- Full port, sizes 3/8" to 1"
- Blow out proof stem
- Pressure rating 5880 psi (3/8"), 5145 psi (1/2 to 1")
- Temperature range -20°F to 215°F

PRESSURE - TEMPERATURE CHART FOR SERIES 3400/3500

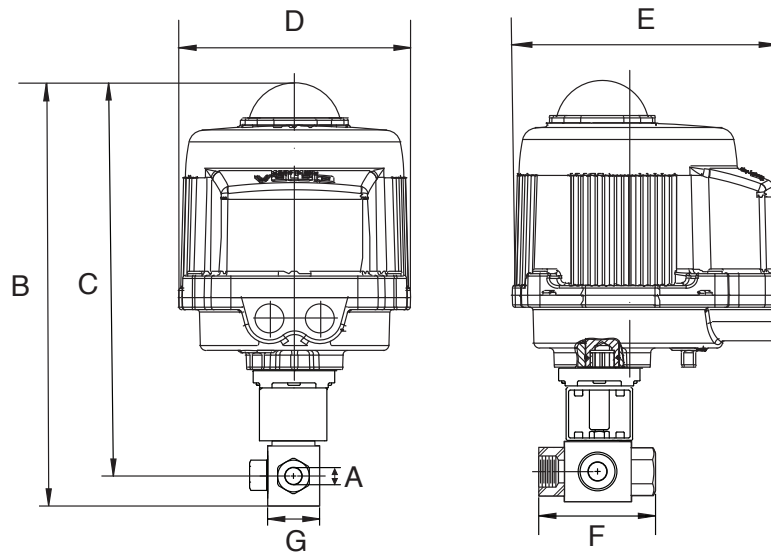


BILL OF MATERIALS FOR 3400/3500



N POS	PART NAME	MATERIAL	N PCS
1	BODY	OXIDE COATED CARBON STEEL	1
2	END FITTING	OXIDE COATED CARBON STEEL	3
3	STEM	COATED STEEL	1
4	O-RING	VITON®	1
5	STEM SEAL	VITON®	1
6	BALL SEAT	DELTRIN	3
7	THRUST WASHER	DELTRIN	1

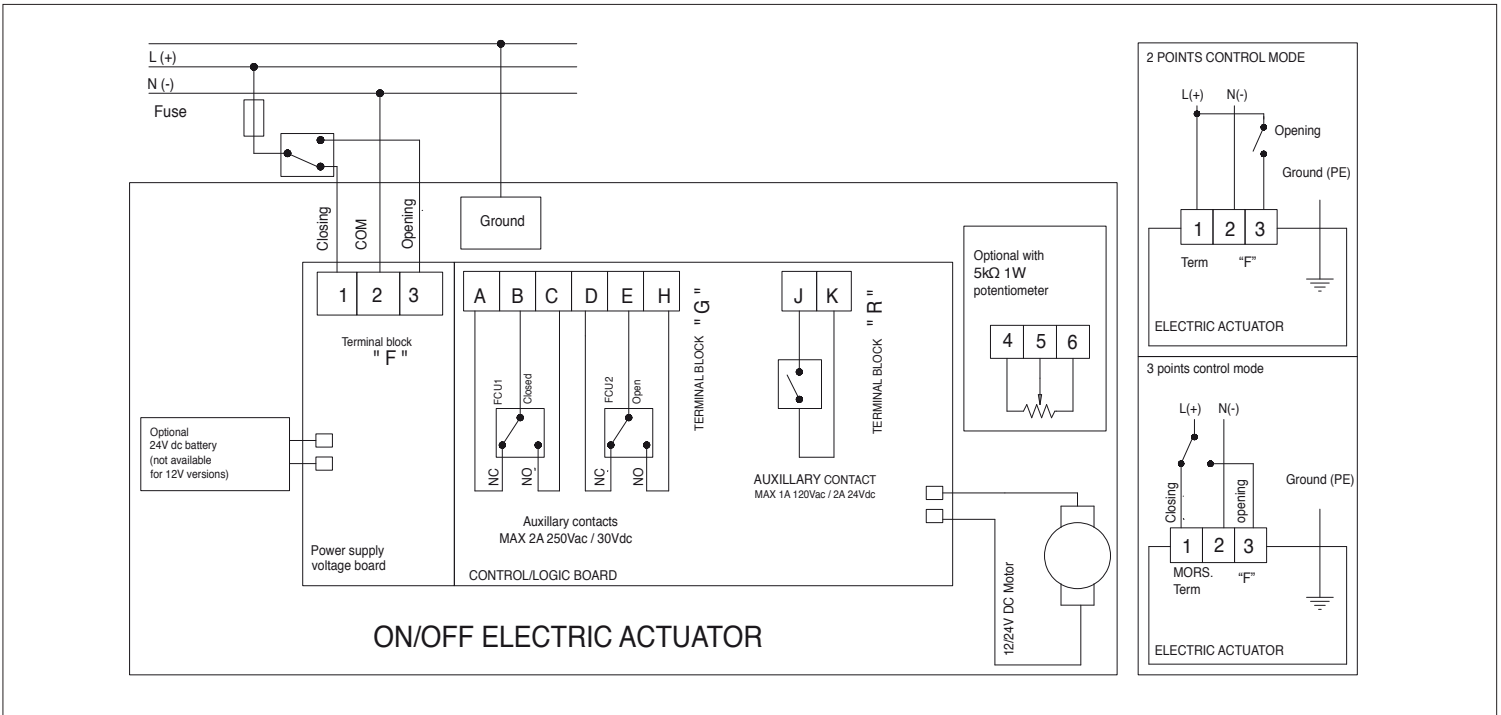
DIMENSIONS



Size	3/8" NPT 9/16-18 SAE	1/2" NPT 3/4-16 SAE	3/4" NPT 1-1/16-12 SAE	1" NPT 1-5/16-12 SAE
A	0.39	0.51	0.79	0.94
B	11.96	12.11	13.67	14.91
C	10.16	10.23	10.98	12.08
D	6.34	6.34	6.34	6.93
E	7.36	7.36	7.36	7.76
F	2.87	3.62	3.82	4.45
G	1.26	1.38	1.93	2.36
Act.	VB030M	VB030M	VB030M	VB060M

ON/OFF WIRING DIAGRAM - VB030 -VB060

12V AC/DC, 24V AC/DC & 100-240VAC



POSITIONER WIRING DIAGRAM - VB030 -VB060

12V AC/DC, 24V AC/DC & 100-240VAC

