



JOB NAME:	CONTRACTOR:
JOB LOCATION:	APPROVAL:
ENGINEER:	CONTRACTOR P.O.:
APPROVAL:	REPRESENTATIVE:

M8E720791-00*

720791 2-WAY CARBON STEEL, ANSI 150 FLANGED, FOR STEAM, WAFER STYLE, FULL PORT BALL VALVE WITH VALBIA ELECTRIC ACTUATOR AND BRACKET

SIZES 1/2" TO 6"

*001 12V AC/DC	*002 24V AC/DC	*003 100-240V AC
01 BATTERY BACKUP	*02* POSITIONER	*04* BATTERY BACKUP W POSITIONER

SPECIFICATIONS

The Bonomi M8E720791 series electric package features the 720791-carbon steel wafer full port, steam rated, ANSI 150 flanged ball valve, in sizes 1/2"-6"

This space saving valve also meets ANSI 16.34, ANSI 16.5, NACE MR 0175/ISO 15156 and NACE MR 0103. It has 25% carbon-filled PTFE seats, graphoil stem packing, and a thermal relief hole in the stem slot.

The Valbia VBM series metal actuator housing is made from die cast aluminum, and standardly features dual motors, two extra limit switches, a heater and thermostat, a torque limiter, dual ISO patterns, female star drive, a high-profile dome indicator, 1/2" conduit connections, and a 75% duty cycle motor. The actuator is NEMA 4 rated, and options include positioning boards, battery backups, or a combination of the two.

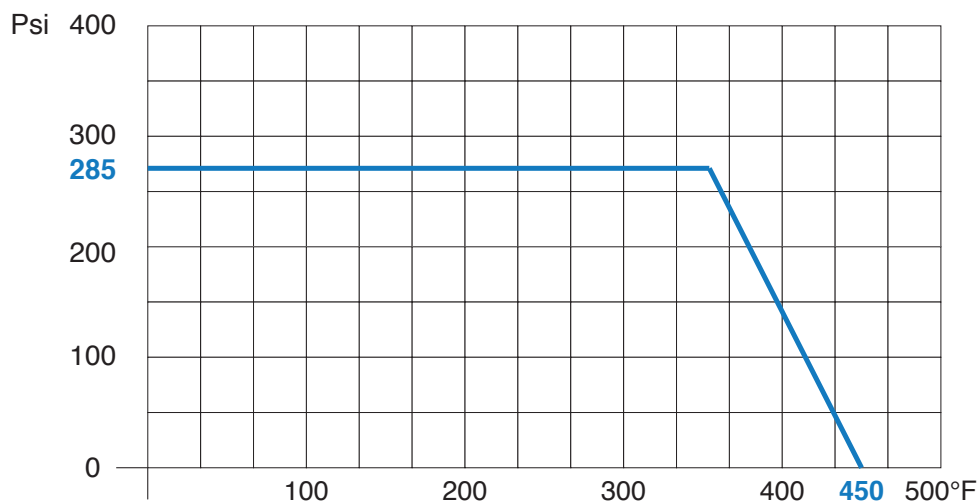
ACTUATOR FEATURES

- Dual Voltages
- 24V AC/DC and 100-240V AC
- ISO 5211 dual patterns
- 75% Duty Cycle
- High-Strength, Die Cast Aluminum Powder Coated Housing
- Temperature Range -4°F to 131°F
- NEMA 4 Housing
- Two Auxiliary Switches Standard
- Torque limiter standard
- Heater & Thermostat
- 1/2" Conduit connections

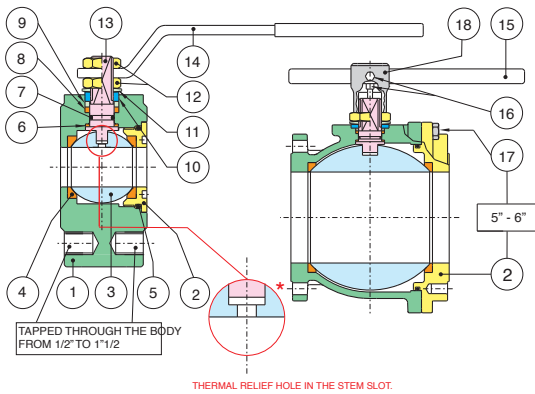
VALVE FEATURES

- Carbon steel, ANSI class 150 flanged
- Full port, sizes 1/2" to 6"
- Blow out proof stem
- Thermal relief hole in the stem slot
- P.T.F.E. packing and thrust washer
- Space saving design
- 100% tested
- TUV T.A. Luft approved
- ANSI B16.34 design
- ISO 5211 mounting pad with double "D" stem
- Steam pressure to 200 psi.
- Temperature range: -4° F to 450° F.
- 25% carbon filled P.T.F.E ball seats.

PRESSURE - TEMPERATURE CHART FOR SERIES 720791



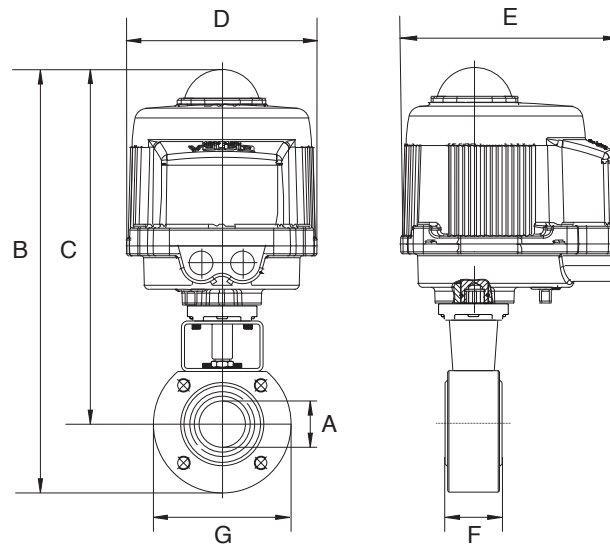
BILL OF MATERIALS FOR 720791



N POS	PART NAME	MATERIAL	N PCS
1	BODY	ASTM A105/WCB	1
2	END CONNECTION	ASTM A105/WCB	1
3	BALL	A479-304/A351 CF8M	1
4	BALL SEATS	25% CARBON FILLED P.T.F.E.	2
5	O-RING	FKM (Viton®)	1
6	THRUST WASHER	P.T.F.E.	1
7	RING	FKM (Viton®)	1
8	STEM SEAL	GRAPHOIL	1
9	PACKING GLAND	STEEL	1
10	END STOP	STEEL	2-1

N POS	PART NAME	MATERIAL	N PCS
11	SPRING WASHER	STEEL	2
12	NUT	STEEL	2
13	STEM	AISI 304	1
14	HANDLE	STEEL	1
15	HANDLE DN 150-200	STEEL	1
16	SCREW	STEEL	2
17	SCREW	STEEL	8-12
18	BODY HANDLE DN150-200	CAST IRON	1

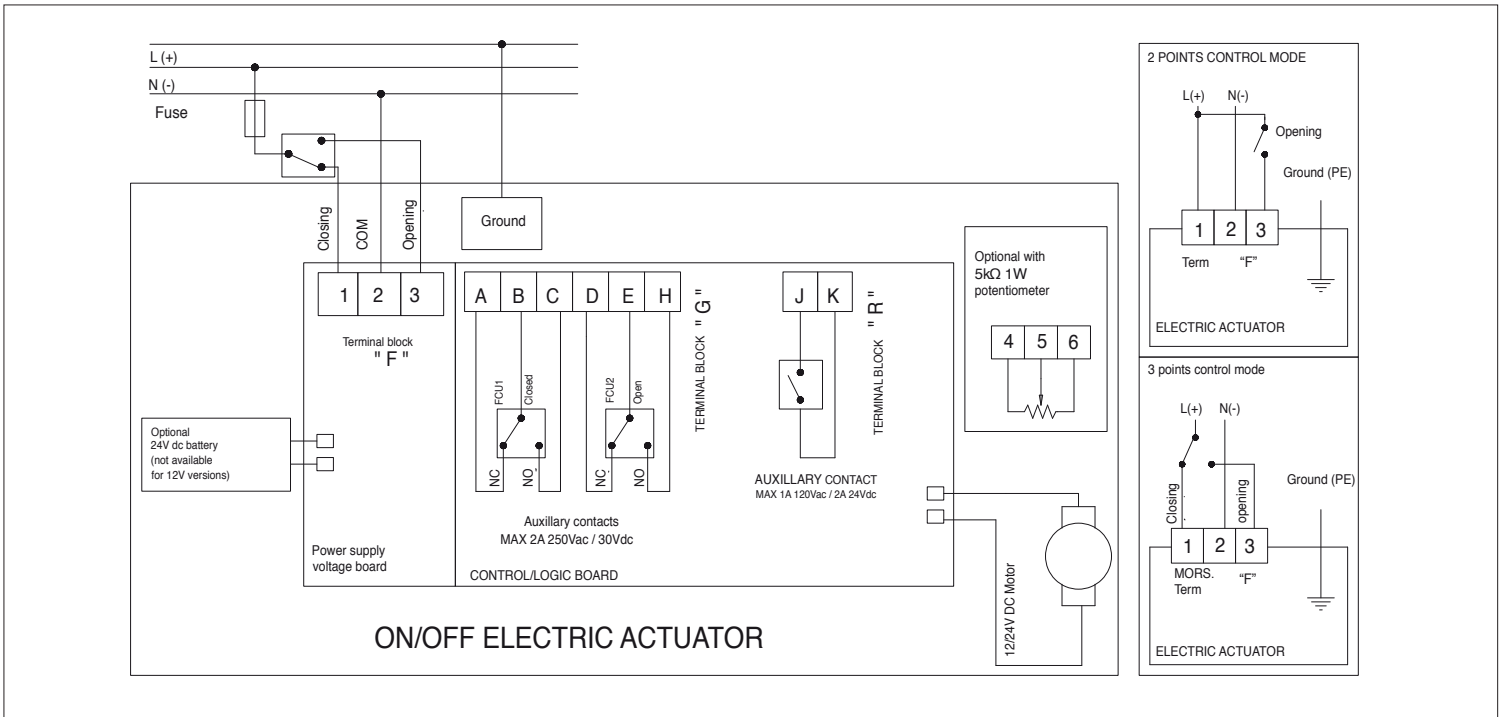
DIMENSIONS



Size	1/2"	3/4"	1"	1-1/4"	1-1/2"	2"	2-1/2"	3"	4"	6"
A	.500	.750	1.00	1.25	1.50	2.00	2.50	3.00	4.00	6.00
B	11.39	11.72	12.43	12.70	14.59	15.22	19.14	19.94	21.63	25.20
C	9.90	10.09	10.50	10.67	12.12	14.47	15.83	16.31	17.30	18.92
D	6.34	6.34	6.34	6.34	6.93	6.93	10.63	10.63	10.63	10.63
E	7.36	7.36	7.36	7.36	7.76	7.76	10.47	10.47	10.47	10.47
F	1.37	1.57	1.81	2.12	2.51	3.22	4.05	4.80	5.98	7.71
G	3.54	3.93	4.33	5.11	5.51	5.90	6.88	7.48	8.66	9.84
Act.	VB030M	VB030M	VB030M	VB030M	VB060M	VB060M	VB110M	VB110M	VB190M	VB190M

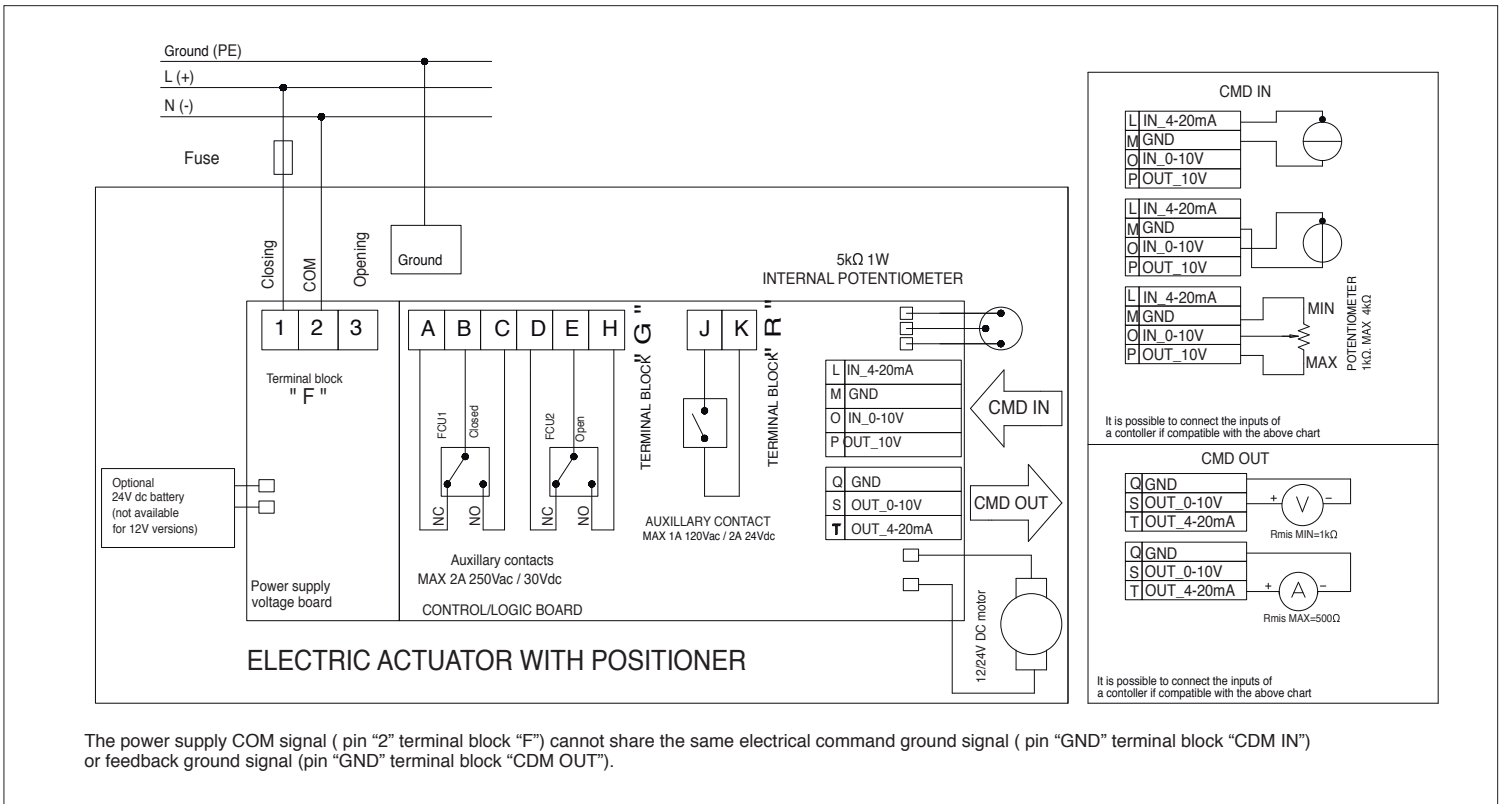
ON/OFF WIRING DIAGRAM - VB030M -VB190M

12V AC/DC, 24V AC/DC & 100-240VAC



POSITIONER WIRING DIAGRAM - VB030M -VB190M

12V AC/DC, 24V AC/DC & 100-240VAC



The power supply COM signal (pin "2" terminal block "F") cannot share the same electrical command ground signal (pin "GND" terminal block "CDM IN") or feedback ground signal (pin "GND" terminal block "CDM OUT").