



JOB NAME:	CONTRACTOR:
JOB LOCATION:	APPROVAL:
ENGINEER:	CONTRACTOR P.O.:
APPROVAL:	REPRESENTATIVE:

M8E725002-00*

725002 2-WAY STAINLESS STEEL, ANSI 150 FLANGED, "TRUE" WAFER STYLE, FULL PORT BALL VALVE WITH VALBIA METAL ELECTRIC ACTUATOR AND BRACKET

SIZES 1" TO 4"

*001 12V AC/DC	*002 24V AC/DC	*003 100-240V AC
01 BATTERY BACKUP	*02* POSITIONER	*04* BATTERY BACKUP W POSITIONER

SPECIFICATIONS

The M8E725002 series electric package features the "true" wafer 725002-stainless steel, steam rated, full port, ANSI Class 150 flanged ball valve. The 725002 series also incorporates a relief hole located in the stem slot for thermal expansion protection.

The Valbia VBM series metal actuator housing is made from die cast aluminum, and standardly features dual motors, two extra limit switches, a heater and thermostat, a torque limiter, dual ISO patterns, female star drive, a high-profile dome indicator, 1/2" conduit connections, and a 75% duty cycle motor. The actuator is NEMA 4 rated, and options include positioning boards, battery backups, or a combination of the two.

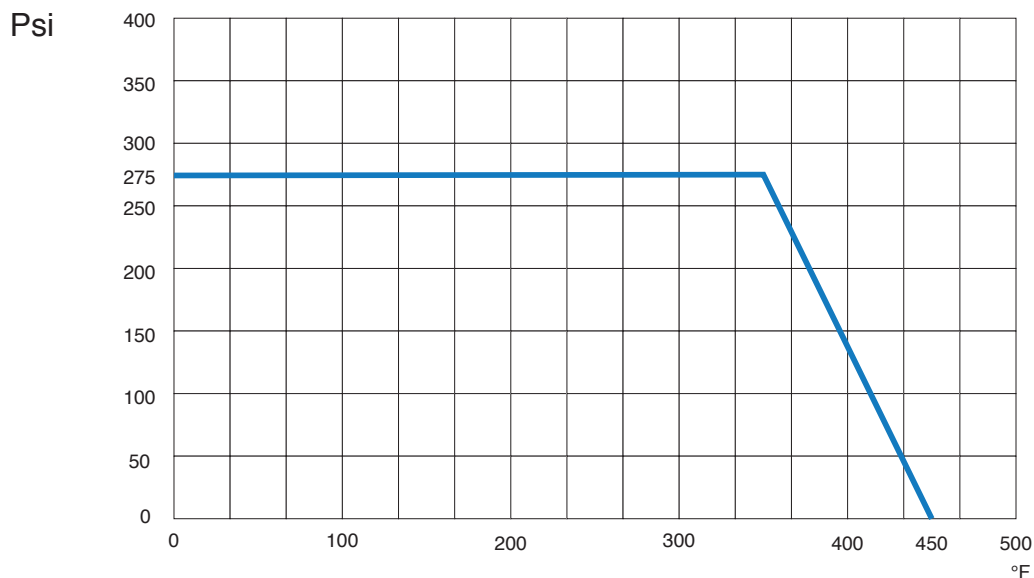
ACTUATOR FEATURES

- Dual Voltages
- 24V AC/DC and 100-240V AC
- ISO 5211 dual patterns
- 75% Duty Cycle
- High-Strength, Die Cast Aluminum Powder Coated Housing
- Temperature Range -4°F to 131°F
- NEMA 4 Housing
- Two Auxiliary Switches Standard
- Torque limiter standard
- 1/2" Conduit connections

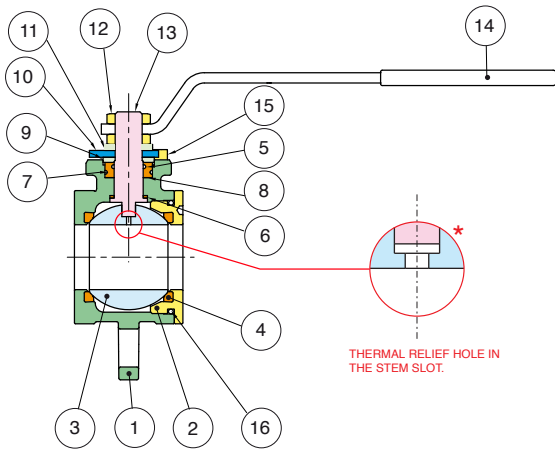
VALVE FEATURES

- Stainless Steel, ANSI class 150 flanged
- Full port, sizes 1" to 4"
- Temperature range -4°F to 450°F
- Blow-out proof stem
- 25% Carbon filled P.T.F.E. seats, packing and thrust washer
- Thermal relief hole in stem slot
- Space saving design
- 100% tested
- TUV T.A. Luft approved
- Anti-static stem device
- Steam service trim (200 WSP)
- ISO 5211 mounting pad with double "D" stem
- Complies with NACE MR 0175/ISO 15156 and NACE MR 0103

PRESSURE - TEMPERATURE CHART FOR SERIES 725002



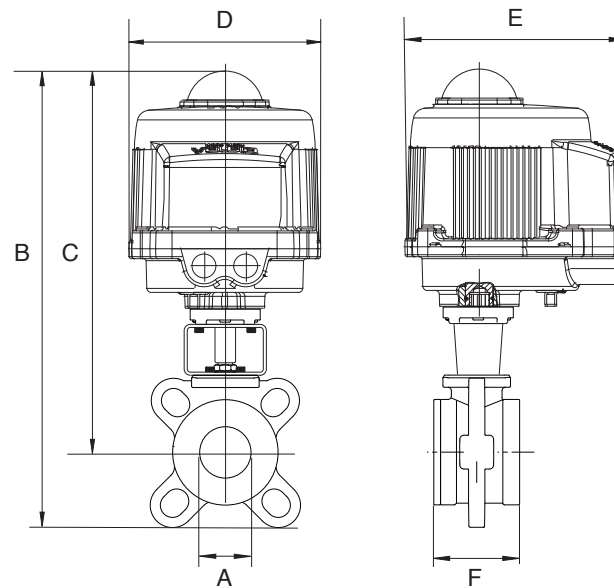
BILL OF MATERIALS FOR 725002



N POS	PART NAME	MATERIAL	N PCS
1	BODY	A351 CF8M	1
2	END CONNECTION	A479-316	1
3	BALL	A479-316/A351 CF8M	1
4	BALL SEATS	R.P.T.F.E.	2
5	O-RING	FKM (Viton®)	1
6	THRUST WASHER	P.T.F.E.	1
7	RING	FKM (Viton®)	1
8	STEM SEAL	P.T.F.E.	1

N POS	PART NAME	MATERIAL	N PCS
10	END STOP	CARBON STEEL	1
11	SPRING WASHER	CARBON STEEL	2
12	NUT	CARBON STEEL	2
13	STEM	A479-316	1
14	HANDLE	CARBON STEEL	1
15	SCREW	CARBON STEEL	2
16	O-RING	FKM (Viton®)	2

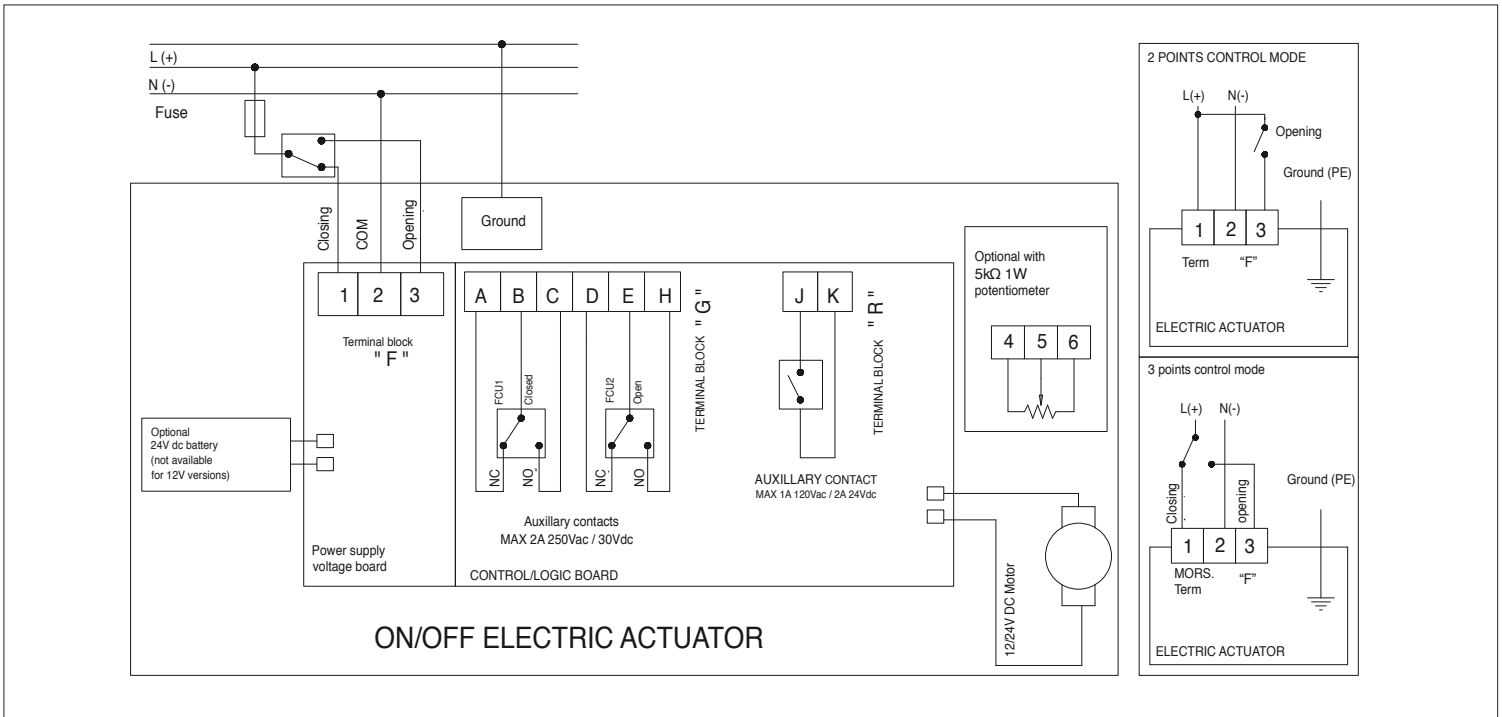
DIMENSIONS



Size	1"	1-1/4"	1-1/2"	2"	2-1/2"	3"	4"
A	1.00	1.25	1.50	2.00	2.50	3.00	4.00
B	13.07	13.48	14.99	15.86	19.92	20.94	22.49
C	10.79	11.02	12.30	12.76	15.76	16.33	17.26
D	6.34	6.34	6.93	6.93	10.63	10.63	10.63
E	7.36	7.36	7.76	7.76	10.47	10.47	10.47
F	1.81	2.12	2.50	3.23	4.05	4.80	5.60
Act.	VB030M	VB030M	VB060M	VB060M	VB110M	VB110M	VB190M

ON/OFF WIRING DIAGRAM - VB030M -VB190M

12V AC/DC, 24V AC/DC & 100-240VAC



POSITIONER WIRING DIAGRAM - VB030M -VB190M

12V AC/DC, 24V AC/DC & 100-240VAC

